

# TRUMBULL PUBLIC SCHOOLS

## TRUMBULL, CONNECTICUT

Finance Committee of the  
Trumbull Board of Education  
Long Hill Administration Building – Ellie’s Room

Thursday, March 9, 2023

4:30 PM

Meeting ID:

[meet.google.com/who-viyk-mdb](https://meet.google.com/who-viyk-mdb)

[Join by phone](#)

1 320-372-1042; PIN: 965 589 727#

### MEETING AGENDA

1. Approval of minutes of January 26, 2023 meeting.
2. Review of Financials Statements for the month ending January 31, 2023.
  - a. Fund 001 the BOE General Fund
  - b. Fund 009 the Town’s Fund for Non-Public school expenditures
  - c. Fund 100 Student Activities
  - d. Fund 200 State and Federal grants
  - e. Fund 205 Special Revenue Funds
  - f. Fund 210 Food Service
  - g. Fund 300 Scholarships formerly Expendable Trust
3. Other Business
4. Adjourn

# TRUMBULL PUBLIC SCHOOLS

## TRUMBULL, CONNECTICUT

Finance Committee of the

Trumbull Board of Education

### Meeting Minutes

**Date of Meeting:** Thursday, January 26, 2023

**Attendees:** Committee Members: Jackie Norcel, Julia McNamee, and Chris Bandecchi (via phone); Staff: Paul Hendrickson and Peg Brindisi. Public: Vicki Tesoro and Mary Issac (via Google Meet).

**Location:** Long Hill – Ellie’s Room

The meeting was called to order at 4:33 pm.

The minutes of the December 15, 2022 meeting were approved 3-0 (Ms. McNamee moved; Mr. Bandecchi seconded).

Mr. Hendrickson reviewed the financial report as of December 31, 2022 including:

- a. Fund 001 the BOE General Fund
- b. Fund 009 the Town’s Fund for Non-Public school expenditures
- c. Fund 100 Student Activities
- d. Fund 200 State and Federal grants
- e. Fund 205 Special Revenue Funds
- f. Fund 210 Food Service
- g. Fund 300 Scholarships formerly Expendable Trust

Mr. Hendrickson reviewed a few salary account available balances with the Committee, comparing actual to budget. Also, he mentioned that fluctuations in the health benefits account are due to personnel being added to or leaving the District and changing or dropping coverage. There were approximately ten such cases in December.

Mr. Bandecchi made a motion to accept and forward the six proposed transfers between funds; Ms. McNamee seconded the motion, and the motion passed 3-0.

Ms. McNamee made a motion to accept the Financial Report and forward it to the Board of Education. The motion was seconded by Mr. Bandecchi, and the motion passed 3-0.

Ms. McNamee made a motion to adjourn. The motion was seconded by Mr. Bandecchi. The motion passed 3-0 and the meeting was adjourned at 5:34 pm.

Respectfully submitted,

Paul Hendrickson

## **February 23, 2023 – Board of Education Finance Committee Report**

### **Operating Budget (001):**

- 1) The presentation begins with four graphs: Total Budget, Salaries, Benefits, and Utilities which illustrate the cumulative spend as a percentage of the respective budget at year end.
  - a. Cumulative Total Board of Education Budget % by Month: 50.9%
    - i. In the past three years this has ranged from 46.9% => 53.5%.
  - b. Salaries (which are approximately 66.6% of the budget): 46.0%
    - i. In the past three years this has ranged from 45.1% => 47.2%.
  - c. Benefits (which are 17.2% of the budget) spent: 57.4%
    - i. In the past three years this has ranged from 54.6% => 66.8%.
    - ii. Salaries and benefits make up 83.8% of the budget.
      1. Through January 31, the District has spent 48.4% of the combined budgets.
      2. The range over the past three years has been 48.5% => 50.8%.
  - d. Utilities (Electricity + Water) spent YTD = 58.5% of budget.
    - i. Last three years: 45.6% => 71.8%
- 2) There are a few items I would like to point out under the categories below (please refer both to the two-page summary and the fifteen-page detailed general fund financials in the package).  
Reviewing the standard nine categories for January:
  - a. Salaries: The Business Office is working with the HR Department on implementation of position control within MUNIS.
    - i. Together we are evaluating turnover account, open positions, and use of substitutes.
  - b. Employee Benefits: -\$13,836 down from -239,288 down from last month, a \$225,452 change.
    - i. Health benefits has a -\$15,358 available balance which is a \$232,156 decrease from -\$247,514 last month.
    - ii. This change is due to two items:
      1. A reduction of \$152,000 in the health benefits purchase order.
      2. An \$82,386 credit for benefits associated with employees funded by the ARP / ESSER grant.
  - c. Purchased Professional Services: -\$132,480 an increase of \$67,845 from -\$64,635 last month.
    - i. PPS – L/W – Consultants: -\$285,754 an increase of \$51,635 from -\$234,119 last month.
      1. This month's increase is primarily due to a \$38,190 increase in encumbrances (three totaling \$58,610).
      2. This deficit is due to a number of consultants providing services which would have otherwise been expensed through the salary lines.
    - ii. Transportation – Professional Services = -\$15,000.
      1. This is due to contracting with Transportation Advisory Services to assist with the Transportation RFP.

- iii. Data Services – Training = -\$7,200. This is due to training services associated with the MUNIS upgrade.
  - d. Purchased Property Services: -\$56,709 which is a \$13,778 increase from -\$42,931 last month.
    - i. The increase is driven by a \$13,723 increase in Repairs & Service Fees primarily due to asbestos abatement.
  - di. Purchased Other Services: -\$575,265, a \$129,730 decrease from -\$704,995 last month.
    - i. Transportation – SPED – Summer Buses: -\$36,579
      - 1. Greater enrollment, requiring more buses; no change MTM.
    - ii. Transportation – SPED – Out-of-District: -\$137,110
      - 1. Remained flat month-to-month
      - 2. Transportation – SPED - In-District: -\$259,469; last month = -\$259,556; flat month-to-month.
    - iii. Tuition – PPS Outplaced: -\$317,819; last month = -553,419 which is a \$235,600 change month-to-month. This is primarily due to the cancellation of three purchase orders which is approximately the change month-to-month.
    - iv. Tuition – Adult Ed: -\$85,000 which is a \$23,950 increase from -\$61,050 last month.
      - 1. The increase is attributable to increased fees for Stratford’s program.
      - 2. The administration is looking into possible alternative programs.
      - 3. The budget for this item (\$61,050) is under Other Purchased Services (Acct, #01741200-55900), so the net = -\$23,950.
  - dii. Supplies: \$293,335 which is a \$76,787 decrease from \$370,122 last month. The principal changes were in the following account:
    - i. Teaching Supplies: \$79,456 a \$18,867 decrease from \$98,323 last month.
    - ii. Custodial Supplies: -\$41,318 which is a \$23,635 change from -\$17,683 last month.
    - iii. Maintenance Supplies: \$14,553 a \$13,146 change from \$27,699 last month.
  - diii. Property: -\$88,456 a difference of \$57,900 from -\$30,556 last month.
    - i. This is primarily due to an increase in spending on Technology-Classroom-Computer-Equipment.
    - ii. Technology-Classroom-Computer Equipment: -\$223,334 from -\$200,834 last month.
      - 1. These purchases and encumbrances are part of our technology plan.
      - 2. The previously approved \$200,000 transfer from the Non-Lapsing Account was requested from the Town.
    - iii. Also, Building Improvements: \$13,456 which is a \$19,534 change from \$32,990 last month. The large change is due to a \$17,985 emergency repair to the bus depot.
  - div. Debt Service & Miscellaneous: -\$1,402; last month = \$6,486.
    - i. The month-to-month change is primarily due to \$3,250 in PPS-Admin-Dues & Fees and \$2,500 in Sports – General – Dues & Fees.
  - dv. Other Objects:
    - i. Business Office – Intergovernmental Transfer = -\$466,300

- ii. This credit consists of three items transferred from the 205 accounts:
  - 1. \$300,000 from the Athletic Fund
  - 2. \$100,000 from E-Rate (Technology)
  - 3. \$66,300 from Magnet School Transportation.

#### **Town Accounts (009)**

- 1) July expenses = \$12,869; August expenses = \$11,802; September expenses = \$27,626; and October expenses = \$125,068; November expenses = \$111,093; December expenses = \$117,595; January expenses = \$99,439.
- 2) Year-to-Date (YTD spend) = \$505,492 (38.7% of the budget).

#### **Student Activities Accounts (100)**

- 1) The aggregate balance of accounts increased \$9,520 from \$398,799 (12/31) => \$408,319.
- 2) The largest increase was \$3,482 in the Model U.N. Club account from \$2,702 => \$6,184.

#### **Grants (200)**

- 1) Three grants are showing a negative balance: Title I, Title II, and Head Start Food.
- 2) Title I and Title II (22-24 budgets) have been submitted and are at the State Grant approved level. When the budgets are approved by the State Fiscal Administrator, the budget will then be entered into Munis.
- 3) Head Start Food must have the \$22,000 purchase order analyzed by TECEC and adjusted appropriately.

#### **Special Revenue Funds (205)**

- 1) There are three accounts in deficit in Special Revenue Funds:
  - a. Strings / Band is in a deficit position of -190,149 for the fiscal year, and -\$164,848 overall due to a \$25,301 balance at 7/01/2022.
  - b. ELITE's deficit for the fiscal year remained essentially flat at -\$72,094; -70,620 last month.
    - i. Since there was a balance of \$2,976 at 7/01/2002, the current account balance is -\$69,118.
    - ii. Attached is the year-to-date profit and loss statement for the ELITE program.
  - c. The Voluntary Insurance account is a self-liquidating account.
    - i. This means that each month employees who signed-up for additional life insurance make a payment. These payments reduce the deficit.
    - ii. For the fiscal year it is in deficit -\$149,680 down \$28,564 from last month's balance of -\$178,244; monthly payments are between \$25,000 and \$30,000.
    - iii. Since there was a balance of \$3,341 at 7/01/2022, the account's current balance is -\$146,339.

#### **Food Service (210)**

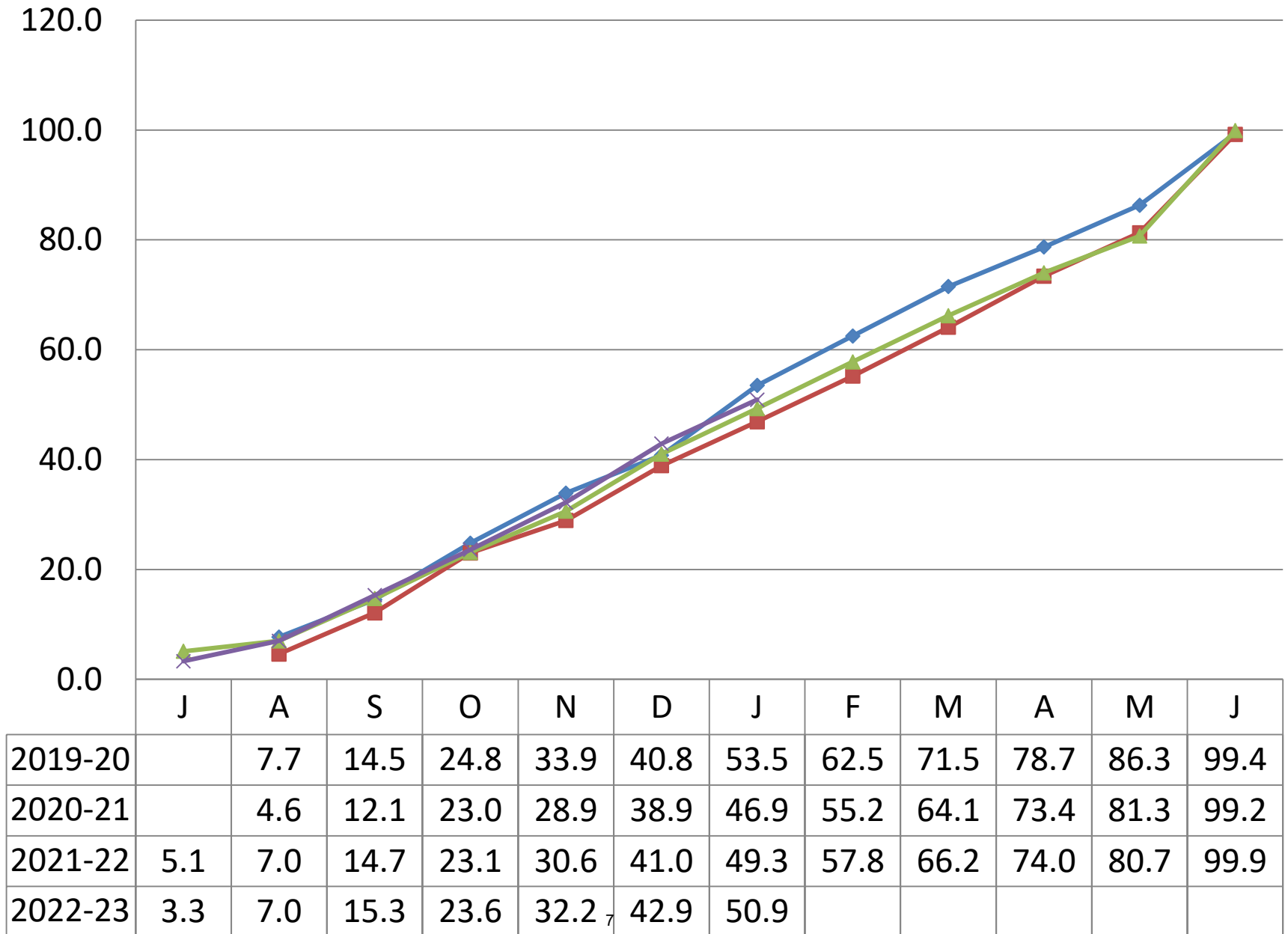
- 1) The monthly results were:
  - a. January profit = \$67,243
  - b. December loss = -\$210,219

- c. November profit = \$908,113; the sizeable profit was due in large part to \$870,574. received via lunch claims to the State.
  - d. October loss = -\$126,599
  - e. September loss = -\$164,183
  - f. August loss = -\$52,100
  - g. July loss = -\$46,095
- 2) The cumulative profit through January 31st = \$376,160.
  - 3) The Seamless Summer Option (SSO) program ended on June 30<sup>th</sup> and was replaced by the SMART program.
    - a. The SMART program is similar to SSO, but is only funded to \$829K.
    - b. The District's last SMART funding of \$232,159 was received in early January.
  - 4) At January 31<sup>st</sup>, the District's cash account = \$3,762,475 while the "Due to Town Account" = \$1,959,247 resulting in a \$1,803,228 net cash position. This net cash position does not reflect the \$1.0 million transferred to the Town since this transfer was done in mid-February.
  - 5) Governor Lamont recently signed legislation funding free lunch for all students. The District is awaiting further communication from the Connecticut State Department of Education (CSDE) regarding how the program will be implemented.

#### **Scholarships (300)**

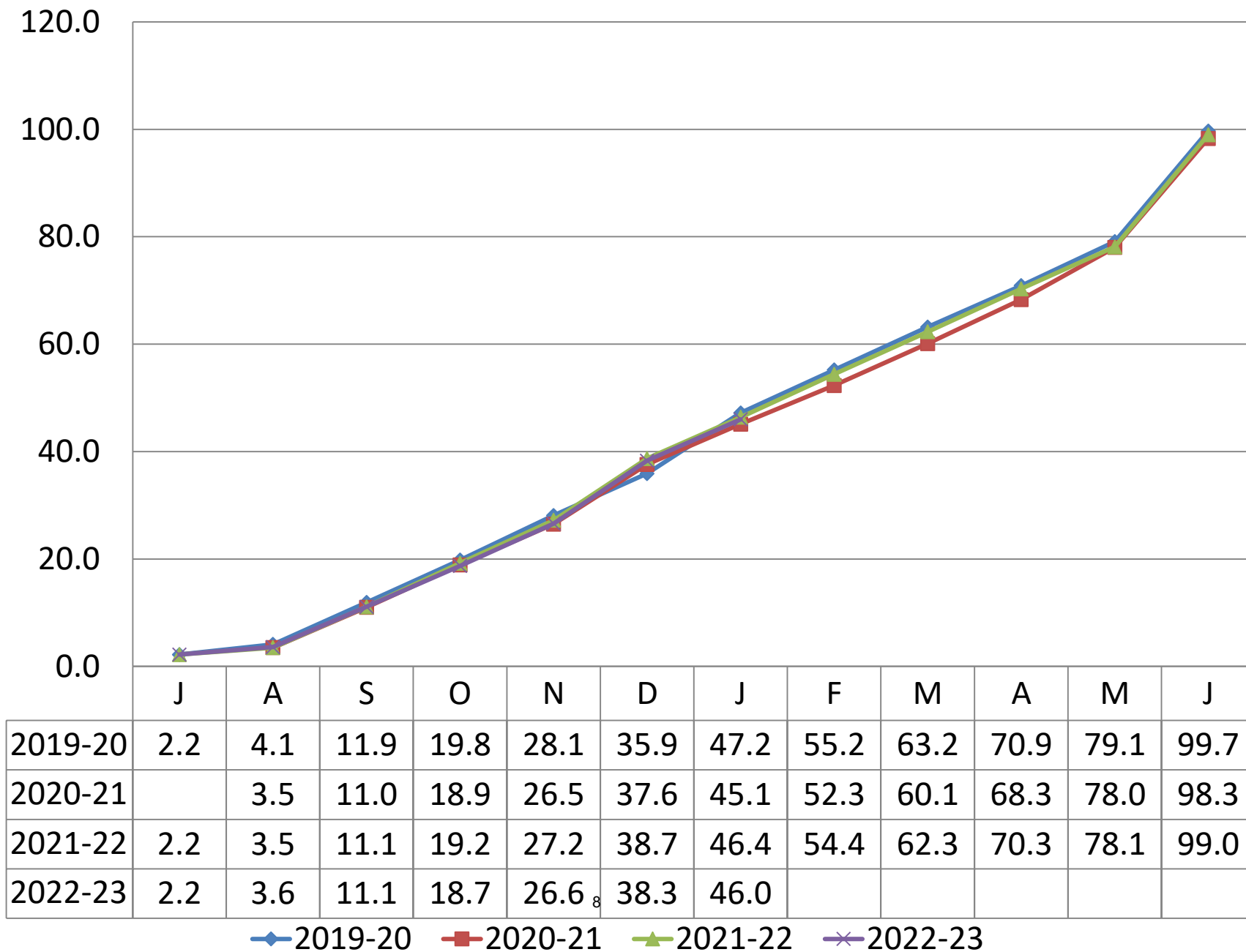
- 1) The balance of the Scholarship Fund was \$165,622 at 1/31 an increase of \$1,175 from \$164,447 at 12/31.

# Cumulative Total Board of Education Budget % By Month



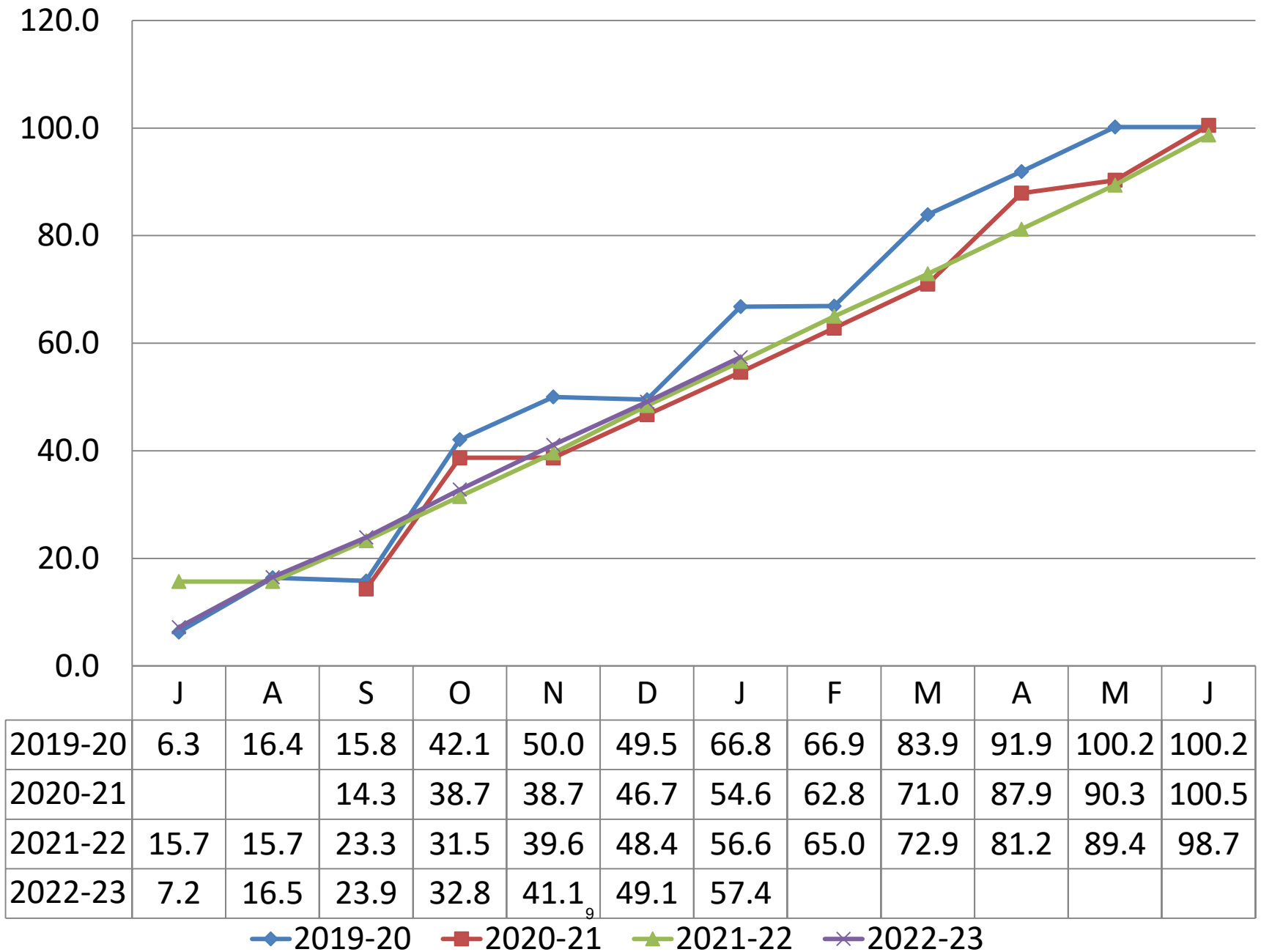
◆ 2019-20
 ■ 2020-21
 ▲ 2021-22
 × 2022-23

# Cumulative Board of Education Salaries Budget % By Month

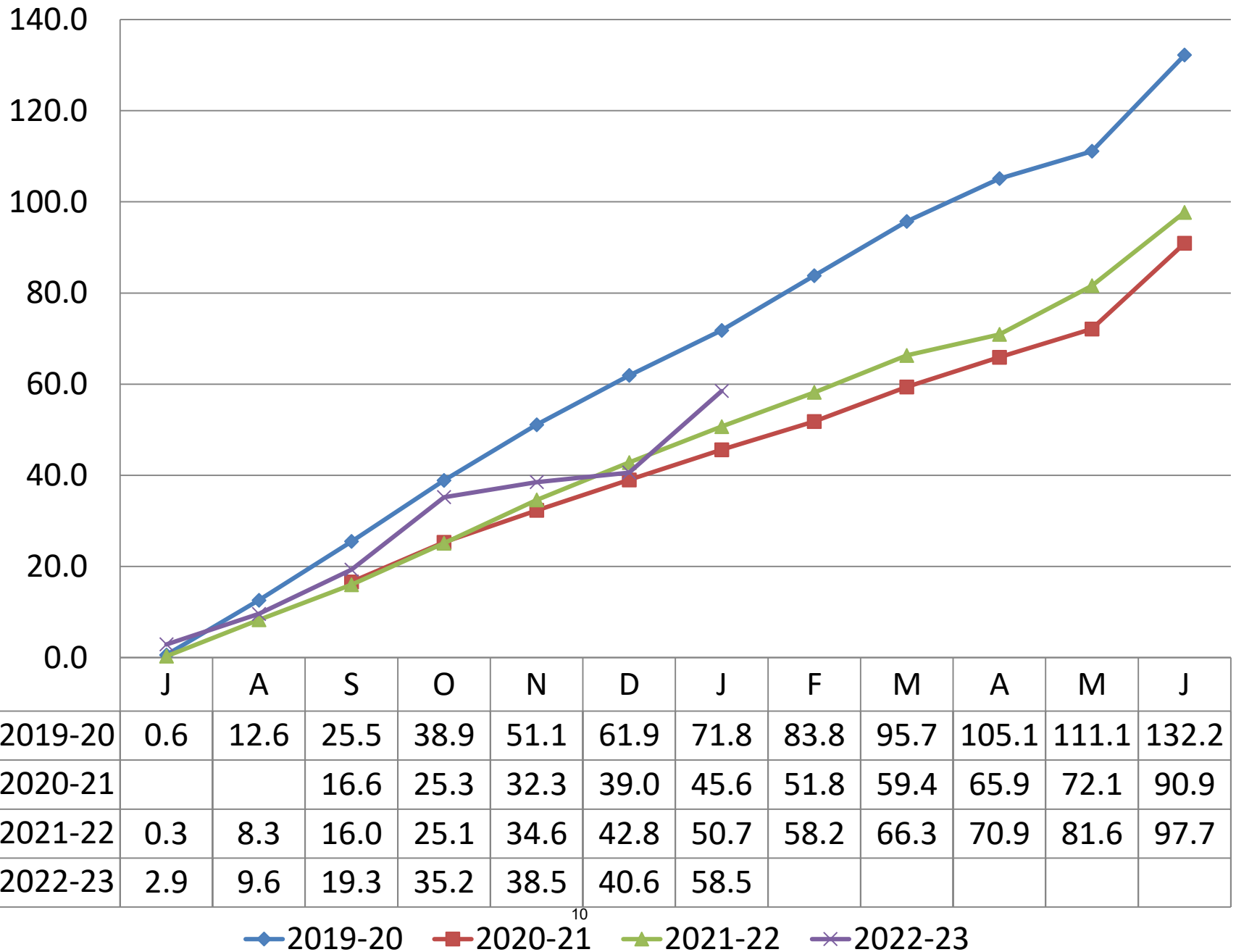




# Cumulative Board of Education Benefits Budget % By Month



# Cumulative Board of Education Utilities Budget % By Month



FOR 2023 07

	ORIGINAL APPROP	TRANFRS/ ADJSTMTS	REVISED BUDGET	YTD EXPENDED	ENCUMBRANCES	AVAILABLE BUDGET	PCT USED
001 BOE GENERAL FUND	115,915,558	0	115,915,558	58,973,956.55	56,183,104.04	758,497.41	99.3%
009 TOWN ACCOUNTS FUND	0	1,304,548	1,304,548	505,492.27	644,278.35	154,777.38	88.1%
200 GRANTS FUND	0	4,901,725	4,901,725	1,813,532.14	1,712,043.37	1,376,149.00	71.9%
205 SPECIAL REVENUE FUND	0	613,758	613,758	768,513.81	527,141.04	-681,897.35	211.1%
210 SCHOOL LUNCH FUND	0	1,673,067	1,673,067	1,685,105.32	1,307,316.43	-1,319,354.75	178.9%
GRAND TOTAL	115,915,558	8,493,097	124,408,655	63,746,600.09	60,373,883.23	288,171.69	99.8%

\*\* END OF REPORT - Generated by Peg Brindisi \*\*

**TRUMBULL BOARD OF EDUCATION EXPENSE VS. BUDGET SUMMARY**  
**REPORT FOR THE PERIOD ENDED 1/31/2023**

<u>Object Description</u>	<u>Code</u>	<u>Budget</u>			<u>Expended</u>	<u>Committed/ Estimates</u>	<u>Available/ (Over)</u>	<u>% Spent or Committed</u>
		<u>Original</u>	<u>Transfers</u>	<u>Revised</u>				
<b><u>Salaries</u></b>	<b><u>100</u></b>							
Admin/Supervisors		\$4,969,444	\$0	\$4,969,444	\$2,959,882	\$2,062,084	-\$52,522	101%
Teachers		\$55,851,515	\$0	\$55,851,515	\$24,033,339	\$30,555,488	\$1,262,688	98%
Custodians/Maintenance		\$3,942,573	\$0	\$3,942,573	\$2,157,411	\$1,568,256	\$216,907	94%
Tech Support		\$514,173	\$0	\$514,173	\$304,861	\$203,367	\$5,945	99%
Admin Support		\$2,717,863	\$0	\$2,717,863	\$1,607,311	\$1,218,268	-\$107,715	104%
Paras & Aides		\$5,463,591	\$0	\$5,463,591	\$2,605,674	\$2,547,722	\$310,194	94%
Substitutes		\$834,900	\$0	\$834,900	\$587,822	\$260,227	-\$13,149	102%
Coaches & Advisors		\$846,161	\$0	\$846,161	\$268,991	\$609,416	-\$32,246	104%
Salaries Other		\$1,690,303	\$0	\$1,690,303	\$793,628	\$853,228	\$43,447	97%
Misc Salary Items		\$398,000	\$0	\$398,000	\$232,941	\$0	\$165,059	59%
<b>Salaries Total</b>		<b>\$77,228,523</b>	<b>\$0</b>	<b>\$77,228,523</b>	<b>\$35,551,859</b>	<b>\$39,878,055</b>	<b>\$1,798,609</b>	<b>98%</b>
<b><u>Employee Benefits</u></b>	<b><u>200</u></b>							
Health Insurance		\$17,401,837	\$0	\$17,401,837	\$10,113,397	\$7,303,798	-\$15,358	100%
FICA		\$1,932,381	\$0	\$1,932,381	\$959,191	\$973,190	\$0	100%
Other Insurance		\$339,000	\$0	\$339,000	\$178,484	\$157,276	\$3,240	99%
Unemployment		\$50,000	\$0	\$50,000	\$5,634	\$44,366	\$0	100%
Benefits Other		\$198,000	\$0	\$198,000	\$176,342	\$23,376	-\$1,718	101%
<b>Employee Benefits Total</b>		<b>\$19,921,218</b>	<b>\$0</b>	<b>\$19,921,218</b>	<b>\$11,433,048</b>	<b>\$8,502,005</b>	<b>-\$13,836</b>	<b>100%</b>
<b><u>Purchased Professional Services</u></b>	<b><u>300</u></b>							
Legal		\$250,000	\$0	\$250,000	\$101,402	\$158,448	-\$9,850	104%
Service Contracts		\$464,667	\$0	\$464,667	\$318,196	\$22,000	\$124,471	73%
Consultants		\$275,000	\$0	\$275,000	\$215,541	\$357,973	-\$298,514	209%
Other Prof Services		\$566,995	\$0	\$566,995	\$315,317	\$200,265	\$51,413	91%
<b>Purchased Professional Services Total</b>		<b>\$1,556,662</b>	<b>\$0</b>	<b>\$1,556,662</b>	<b>\$950,456</b>	<b>\$738,686</b>	<b>-\$132,480</b>	<b>109%</b>
<b><u>Purchased Property Services</u></b>	<b><u>400</u></b>							
Utilities		\$1,159,705	\$0	\$1,159,705	\$678,512	\$467,193	\$14,000	99%
Repairs & Svc Fees		\$414,200	\$0	\$414,200	\$276,555	\$187,381	-\$49,736	112%
Copiers		\$265,000	\$0	\$265,000	\$141,822	\$128,840	-\$5,662	102%
Other Purch'd Property Svcs		\$112,500	\$0	\$112,500	\$77,086	\$50,725	-\$15,311	114%
<b>Purchased Property Services Total</b>		<b>\$1,951,405</b>	<b>\$0</b>	<b>\$1,951,405</b>	<b>\$1,173,975</b>	<b>\$834,139</b>	<b>-\$56,709</b>	<b>103%</b>
<b><u>Purchased Other Services</u></b>	<b><u>500</u></b>							
Transportation		\$6,744,729	\$0	\$6,744,729	\$3,169,695	\$3,919,526	-\$344,492	105%
Communications		\$299,700	\$0	\$299,700	\$200,259	\$136,725	-\$37,283	112%
Postage				\$46,000	\$16,047	\$29,953	-\$1	100%
Advertising		\$2,975	\$0	\$2,975	\$1,750	\$0	\$1,225	59%
Interns		\$341,250	\$0	\$341,250	\$124,323	\$165,600	\$51,327	85%
Tuition		\$3,961,698	\$0	\$3,961,698	\$3,294,069	\$1,074,626	-\$406,997	110%
Printing		\$13,750	\$0	\$13,750	\$5,307	\$2,017	\$6,427	53%
Other Purch'd Svcs		\$421,694	\$0	\$421,694	\$225,063	\$42,102	\$154,529	63%
<b>Purchased Other Services Total</b>		<b>\$11,785,796</b>	<b>\$0</b>	<b>\$11,831,796</b>	<b>\$7,036,513</b>	<b>\$5,370,548</b>	<b>-\$575,265</b>	<b>105%</b>
<b><u>Supplies</u></b>	<b><u>600</u></b>							
Supplies-Teaching		\$635,116	\$0	\$635,116	\$457,672	\$97,988	\$79,456	87%
Supplies-Office		\$92,115	\$0	\$92,115	\$71,760	\$23,855	-\$3,501	104%
Supplies-Custodial		\$116,000	\$0	\$116,000	\$140,345	\$16,973	-\$41,318	136%
Supplies-Maintenance		\$251,500	\$0	\$251,500	\$161,575	\$75,373	\$14,553	94%
Text & Workbooks		\$409,463	\$0	\$409,463	\$307,883	\$6,171	\$95,410	77%
Subscriptions		\$296,648	\$0	\$296,648	\$290,180	\$355	\$6,113	98%
Testing Materials		\$170,000	\$0	\$170,000	\$141,249	\$3,700	\$25,051	85%
Books & A/V		\$44,290	\$0	\$44,290	\$33,621	\$11,866	-\$1,198	103%
Software		\$193,925	\$0	\$193,925	\$209,300	\$2,968	-\$18,343	109%
Energy		\$599,400	\$0	\$599,400	\$226,668	\$258,332	\$114,400	81%
Other Supplies		\$32,400	\$0	\$32,400	\$4,280	\$5,408	\$22,712	30%
<b>Supplies Total</b>		<b>\$2,840,857</b>	<b>\$0</b>	<b>\$2,840,857</b>	<b>\$2,044,533</b>	<b>\$502,989</b>	<b>\$293,335</b>	<b>90%</b>

**TRUMBULL BOARD OF EDUCATION EXPENSE VS. BUDGET SUMMARY**  
**REPORT FOR THE PERIOD ENDED 1/31/2023**

<u>Object Description</u>	<u>Code</u>	<u>Budget</u>			<u>Expended</u>	<u>Committed/ Estimates</u>	<u>Available/ (Over)</u>	<u>% Spent or Committed</u>
		<u>Original</u>	<u>Transfers</u>	<u>Revised</u>				
<b><u>Property</u></b>	<b><u>700</u></b>							
Office Equipment		\$850	\$0	\$850	\$26	\$0	\$824	3%
Office Furniture		\$0	\$0	\$0	\$1,021	\$0	-\$1,021	#DIV/0!
Classroom Equipment		\$380,324	\$0	\$380,324	\$438,336	\$110,696	-\$168,708	144%
Classroom Furniture		\$15,700	\$0	\$15,700	\$7,856	\$394	\$7,450	53%
Bldg Equipment		\$83,000	\$0	\$83,000	\$18,021	\$8,985	\$55,994	33%
Bldg Improvements		\$45,000	\$0	\$45,000	\$25,945	\$5,599	\$13,456	70%
Other Equipment		\$3,550	\$0	\$3,550	\$0	\$0	\$3,550	0%
<b>Property Total</b>		<b>\$528,424</b>	<b>\$0</b>	<b>\$528,424</b>	<b>\$491,206</b>	<b>\$125,674</b>	<b>-\$88,456</b>	<b>117%</b>
<b><u>Debt Service &amp; Miscellaneous</u></b>	<b><u>800</u></b>							
Dues, Fees and Memberships		\$521,973	\$0	\$521,973	\$292,367	\$231,008	-\$1,402	100%
Other Objects		\$1,000	\$0	\$1,000	\$0	\$0	\$1,000	0%
<b>Miscellaneous Total</b>		<b>\$522,973</b>	<b>\$0</b>	<b>\$522,973</b>	<b>\$292,367</b>	<b>\$231,008</b>	<b>-\$402</b>	<b>100%</b>
<b><u>Other Objects</u></b>	<b><u>900</u></b>							
Other - Intergovernmental		(\$466,300)	\$0	(\$466,300)	\$0	\$0	-\$466,300	0%
<b>Other Objects Total</b>		<b>(\$466,300)</b>	<b>\$0</b>	<b>(\$466,300)</b>	<b>\$0</b>	<b>\$0</b>	<b>-\$466,300</b>	<b>0%</b>
<b>Munis Report Total</b>		<b>\$115,869,558</b>	<b>\$0</b>	<b>\$115,915,558</b>	<b>\$58,973,957</b>	<b>\$56,183,104</b>	<b>\$758,497</b>	<b>99%</b>

**Trumbull Board of Education Expense vs Budget Detail**  
**Report for the Period Ended 1/31/2023**

Account #	Account Description	Budget			Expended	Committed/	Available/
		Original	Transfers	Revised		Estimates	(Over)
Salaries							
Admin/Supervisors							
01011000-51113	TECEC-Admin-Admin Salaries	\$123,747	\$0	\$123,747	\$83,807	\$57,617	(\$17,678)
01011200-51114	PPS-Admin-Director/Coordinator	\$315,181	\$0	\$315,181	\$222,438	\$153,013	(\$60,270)
01402320-51114	Human Resource Director	\$130,000	\$0	\$130,000	\$58,390	\$67,222	\$4,388
01412210-51113	D/W-Elem Asst Principal	\$0	\$0	\$0	\$0	\$0	\$0
01412210-51114	Assistant Superintendent	\$197,200	\$0	\$197,200	\$119,134	\$81,904	(\$3,838)
01422520-51125	Tech-Admin-Manager	\$137,932	\$0	\$137,932	\$81,737	\$56,194	\$0
01512400-51113	BHES-Admin-Principal	\$182,000	\$0	\$182,000	\$107,852	\$74,148	\$0
01522400-51113	FTES-Admin-Principal/Asst Principal	\$290,133	\$0	\$290,133	\$157,230	\$108,096	\$24,807
01532400-51113	DFES-Admin-Principal	\$182,000	\$0	\$182,000	\$107,852	\$74,148	\$0
01542400-51113	MBES-Admin-Principal	\$240,755	\$0	\$240,755	\$140,771	\$96,780	\$3,204
01552400-51113	JRES-Admin-Principal	\$171,244	\$0	\$171,244	\$101,478	\$69,766	\$0
01582400-51113	TSES-Admin-Principal	\$182,000	\$0	\$182,000	\$107,852	\$74,148	\$0
01612400-51113	HMS-Admin-Principal/Asst Principal	\$346,615	\$0	\$346,615	\$197,199	\$135,574	\$13,842
01622400-51113	MMS-Admin-Principal/Asst Principal	\$350,163	\$0	\$350,163	\$207,504	\$142,659	\$0
01711006-51114	THS-Ag Science-Director	\$80,651	\$0	\$80,651	\$47,793	\$32,858	\$0
01711019-51114	Sports-Sports General-Director	\$168,163	\$0	\$168,163	\$99,652	\$68,511	(\$0)
01712400-51113	THS-Admin-Principals	\$868,490	\$0	\$868,490	\$514,660	\$353,829	\$0
01741200-51113	Continuing Ed-Admin-Administrator	\$0	\$0	\$0	\$0	\$0	\$0
01822230-51125	Facilities-Admin-Director/Managers	\$247,562	\$0	\$247,562	\$148,244	\$101,918	(\$2,600)
01822230-51141	Facilities-Admin-Manager OT	\$0	\$0	\$0	\$0	\$0	\$0
01882700-51125	Trans-Admin-Manager	\$74,589	\$0	\$74,589	\$44,201	\$30,388	\$0
01902320-51115	Super-Admin-Superintendent	\$262,679	\$0	\$262,679	\$162,132	\$111,466	(\$10,920)
01912520-51113	Bus Off-Admin-Business Administrator	\$172,890	\$0	\$172,890	\$104,502	\$71,845	(\$3,457)
01912520-51129	Bus Off-Admin-Acctg Manager	\$88,623	\$0	\$88,623	\$52,517	\$36,106	(\$0)
01922530-51125	Asst Super-Dir Digital Learning	\$156,827	\$0	\$156,827	\$92,935	\$63,893	(\$0)
	Admin/Supervisors Total	\$4,969,444	\$0	\$4,969,444	\$2,959,882	\$2,062,084	(\$52,522)
Teachers							
01011000-51110	TECEC-Classroom-Teachers	\$808,589	\$0	\$808,589	\$330,488	\$436,184	\$41,917
01011200-51118	PPS-L/W-Curriculum Writing	\$20,000	\$0	\$20,000	\$296	\$0	\$19,704
01011200-51119	PPS-L/W-Teacher Xtra Time	\$36,000	\$0	\$36,000	\$20,543	\$0	\$15,457
01021201-51119	PPS-After School-Teacher Salaries	\$0	\$0	\$0	\$0	\$0	\$0
01062140-51111	PPS-L/W-Psychologists	\$2,057,461	\$0	\$2,057,461	\$679,649	\$882,314	\$495,497
01062145-51111	PPS-L/W-Behaviorists	\$50,882	\$0	\$50,882	\$139,356	\$203,393	(\$291,867)
01072110-51111	PPS-L/W-Social Workers	\$1,266,920	\$0	\$1,266,920	\$422,958	\$573,653	\$270,309
01082150-51111	PPS-L/W-Speech & Language	\$1,361,659	\$0	\$1,361,659	\$593,868	\$748,579	\$19,212
01121200-51111	TECEC-Classroom-Specialists	\$170,881	\$0	\$170,881	\$75,806	\$74,612	\$20,463
01161200-51110	PPS-SPED-Elementary Teachers	\$2,149,393	\$0	\$2,149,393	\$990,760	\$1,208,598	(\$49,965)
01231200-51110	PPS-SPED-Middle School Teachers	\$1,442,419	\$0	\$1,442,419	\$655,170	\$841,461	(\$54,212)
01331200-51110	PPS-SPED-THS Teachers	\$2,181,279	\$0	\$2,181,279	\$902,700	\$1,114,405	\$164,174
01371200-51118	PPS-ESY-Teacher salaries	\$191,000	\$0	\$191,000	\$141,411	\$0	\$49,590
01402210-51110	Curr Dir-D/W-ELL Teachers	\$584,808	\$0	\$584,808	\$286,411	\$354,545	(\$56,147)
01402320-51116	Asst Super-Admin-Teacher Stipends	\$0	\$0	\$0	\$0	\$0	\$0
01402320-51118	Asst Super-L/W-Prof Devt Prep	\$0	\$0	\$0	\$0	\$0	\$0
01402320-51200	Asst Super-Admin-Teacher Mentors	\$5,000	\$0	\$5,000	\$0	\$0	\$5,000
01411250-51110	Curr Dir-D/W-TAG Teachers	\$116,413	\$0	\$116,413	\$49,252	\$67,161	\$0
01412210-51111	Curr Dir-D/W-Program Leaders	\$384,824	\$0	\$384,824	\$190,784	\$184,905	\$9,134
01412210-51117	Curr Dir-D/W-Teacher Training	\$50,000	\$0	\$50,000	\$944	\$49,057	\$0
01412210-51118	Curr Dir-D/W-Prof Devt Prep	\$30,000	\$0	\$30,000	\$20,770	\$0	\$9,231
01412210-51119	Curr Dir-Admin-Curriculum Writing	\$83,555	\$0	\$83,555	\$37,852	\$0	\$45,703
01511001-51110	BHES-Classroom-Teachers	\$2,189,116	\$0	\$2,189,116	\$940,733	\$1,304,098	(\$55,715)
01511002-51110	BHES-Classroom-Specialists	\$668,894	\$0	\$668,894	\$233,997	\$299,329	\$135,568
01512220-51110	BHES Library-Teachers-Salaries	\$96,273	\$0	\$96,273	\$40,731	\$55,542	(\$0)
01521001-51110	FTES-Classroom-Teachers	\$2,481,988	\$0	\$2,481,988	\$969,822	\$1,280,977	\$231,190
01521002-51110	FTES-Classroom-Specialists	\$895,790	\$0	\$895,790	\$382,843	\$492,544	\$20,403
01522220-51110	FTES Library-Teachers-Salaries	\$107,279	\$0	\$107,279	\$45,387	\$61,892	(\$0)
01531001-51110	DFES-Classroom-Teachers	\$2,364,243	\$0	\$2,364,243	\$940,966	\$1,283,135	\$140,143
01531002-51110	DFES-Classroom-Specialists	\$618,171	\$0	\$618,171	\$282,030	\$324,267	\$11,874
01532220-51110	DFES Library-Teachers-Salaries	\$83,051	\$0	\$83,051	\$35,137	\$47,914	(\$0)
01541001-51110	MBES-Classroom-Teachers	\$2,303,050	\$0	\$2,303,050	\$980,393	\$1,273,582	\$49,075
01541002-51110	MBES-Classroom-Specialists	\$909,472	\$0	\$909,472	\$368,863	\$449,776	\$90,834
01542220-51110	MBES Library-Teachers-Salaries	\$116,413	\$0	\$116,413	\$49,252	\$67,161	\$0

**Trumbull Board of Education Expense vs Budget Detail  
Report for the Period Ended 1/31/2023**

Account #	Account Description	Budget			Expended	Committed/ Estimates	Available/ (Over)
		Original	Transfers	Revised			
01551001-51110	JRES-Classroom-Teachers	\$1,975,733	\$0	\$1,975,733	\$847,025	\$1,108,956	\$19,753
01551002-51110	JRES-Classroom-Specialists	\$609,591	\$0	\$609,591	\$269,157	\$321,050	\$19,383
01552220-51110	JRES Library-Teachers-Salaries	\$116,413	\$0	\$116,413	\$38,408	\$52,375	\$25,630
01581001-51110	TES-Classroom-Teachers	\$1,724,357	\$0	\$1,724,357	\$803,073	\$1,060,762	(\$139,479)
01581002-51110	TES-Classroom-Specialists	\$568,020	\$0	\$568,020	\$253,075	\$314,945	\$0
01582220-51110	TES Library-Teachers-Salaries	\$90,783	\$0	\$90,783	\$38,408	\$52,375	\$0
01611001-51110	HMS-Classroom-Teacher Salaries	\$3,883,900	\$0	\$3,883,900	\$1,642,811	\$2,093,508	\$147,581
01611001-51111	HMS-Teacher Specialists	\$0	\$0	\$0	\$49,252	\$67,161	(\$116,413)
01611016-51110	HMS-Music-Teacher Salaries	\$333,180	\$0	\$333,180	\$151,767	\$181,413	\$0
01611019-51110	HMS-PE/Health-Teacher Salaries	\$399,827	\$0	\$399,827	\$158,658	\$181,336	\$59,834
01612120-51110	HMS-Guidance-Teacher Salaries	\$293,419	\$0	\$293,419	\$131,839	\$161,580	\$0
01612220-51110	HMS-Library-Teacher Salaries	\$104,290	\$0	\$104,290	\$44,123	\$60,167	\$0
01612400-51110	HMS-Admin-Teacher Xtra days	\$0	\$0	\$0	\$3,156	\$0	(\$3,156)
01621001-51110	MMS-Classroom-Teacher Salaries	\$4,250,701	\$0	\$4,250,701	\$1,766,382	\$2,320,275	\$164,044
01621001-51111	MMS-Teacher Specialists	\$0	\$0	\$0	\$22,628	\$45,224	(\$67,852)
01621016-51110	MMS-Music-Teacher Salaries	\$302,714	\$0	\$302,714	\$138,878	\$163,836	(\$0)
01621019-51110	MMS-PE/Health-Teacher Salaries	\$413,343	\$0	\$413,343	\$172,563	\$209,770	\$31,011
01622120-51110	MMS-Guidance-Teacher Salaries	\$324,258	\$0	\$324,258	\$139,453	\$171,963	\$12,841
01622220-51110	MMS-Library-Teacher Salaries	\$116,413	\$0	\$116,413	\$49,252	\$67,161	\$0
01622400-51110	MMS-Admin-Teacher Xtra days	\$0	\$0	\$0	\$3,156	\$0	(\$3,156)
01711001-51110	THS-Classroom-Teacher Salaries	\$11,224,689	\$0	\$11,224,689	\$4,811,182	\$6,185,576	\$227,932
01711001-51111	THS-Teacher Specialists	\$0	\$0	\$0	\$50,664	\$69,087	(\$119,751)
01711003-51110	THS-Admin-Detention Duty	\$3,000	\$0	\$3,000	\$1,332	\$0	\$1,668
01711006-51110	THS-Ag Science-Teachers Salaries	\$613,002	\$0	\$613,002	\$299,425	\$312,873	\$704
01711011-51110	THS-World Language-Teacher Salaries	\$0	\$0	\$0	\$782	\$0	(\$782)
01711016-51110	THS-Music-Teacher Salaries	\$242,048	\$0	\$242,048	\$127,449	\$147,611	(\$33,012)
01711019-51110	THS-PE/Health-Teacher Salaries	\$870,251	\$0	\$870,251	\$374,625	\$503,980	(\$8,354)
01711022-51110	THS-Alternate School-Teachers Salaries	\$405,751	\$0	\$405,751	\$160,365	\$215,638	\$29,749
01711028-51110	THS-Admin-Teacher Xtra Tme	\$0	\$0	\$0	\$0	\$0	\$0
01712120-51110	THS-Guidance-Teacher Salaries	\$1,350,082	\$0	\$1,350,082	\$633,521	\$755,326	(\$38,765)
01712220-51110	THS-Library-Teacher Salaries	\$90,927	\$0	\$90,927	\$38,469	\$52,458	\$0
01712400-51110	THS-Detention-Teacher Salaries	\$0	\$0	\$0	\$555	\$0	(\$555)
01802320-51119	Super-Personnel-Teacher Xtra Time	\$0	\$0	\$0	\$2,736	\$0	(\$2,736)
01912520-51196	D/W-Admin-Retirement/LOA Savings	(\$350,000)	\$0	(\$350,000)	\$0	\$0	(\$350,000)
01912520-51197	D/W-Admin-Degree Changes	\$70,000	\$0	\$70,000	\$0	\$0	\$70,000
<b>Teachers Total</b>		<b>\$55,851,515</b>	<b>\$0</b>	<b>\$55,851,515</b>	<b>\$24,033,339</b>	<b>\$30,555,488</b>	<b>\$1,262,688</b>
<b><u>Custodians/Maintenance</u></b>							
01842610-51140	Facilities-Custodial-Salaries	\$2,926,013	\$0	\$2,926,013	\$1,546,808	\$1,255,414	\$123,790
01842610-51141	Facilities-Custodial-Custodial OT	\$55,000	\$0	\$55,000	\$67,858	\$0	(\$12,858)
01842610-51142	Facilities-Custodial-School OT	\$68,000	\$0	\$68,000	\$91,570	\$0	(\$23,570)
01842610-51143	Facilities-Snow Removal-Salaries	\$19,000	\$0	\$19,000	\$348	\$0	\$18,652
01842610-51145	Facilities-Custodial- Custodial Support	\$8,736	\$0	\$8,736	\$3,548	\$0	\$5,188
01842610-51149	Facilities-Custodial-Custodial Night Diff	\$6,900	\$0	\$6,900	\$5,494	\$0	\$1,406
01852620-51140	Facilities-Maintenance-Salaries	\$801,924	\$0	\$801,924	\$400,185	\$312,841	\$88,898
01852620-51141	Facilities-Maintenance-Maint OT	\$25,000	\$0	\$25,000	\$14,720	\$0	\$10,280
01852620-51142	Facilities-Maintenance-Security Checks	\$0	\$0	\$0	\$0	\$0	\$0
01852620-51145	Facilities-Maintenance-Summer Help	\$32,000	\$0	\$32,000	\$26,880	\$0	\$5,121
<b>Custodians/Maintenance Total</b>		<b>\$3,942,573</b>	<b>\$0</b>	<b>\$3,942,573</b>	<b>\$2,157,411</b>	<b>\$1,568,256</b>	<b>\$216,907</b>
<b><u>Tech Support</u></b>							
01422220-51124	Tech-Dist A/V/Ch 17-Technician	\$0	\$0	\$0	\$0	\$0	\$0
01422520-51129	Tech-Admin-Other Technical	\$499,173	\$0	\$499,173	\$299,957	\$203,367	(\$4,150)
01422520-51141	Tech-Admin-Xtra Time/Help	\$15,000	\$0	\$15,000	\$4,904	\$0	\$10,096
<b>Tech Support Total</b>		<b>\$514,173</b>	<b>\$0</b>	<b>\$514,173</b>	<b>\$304,861</b>	<b>\$203,367</b>	<b>\$5,945</b>
<b><u>Administrative Support</u></b>							
01011000-51130	TECEC-Admin-Secy 12 Mth	\$0	\$0	\$0	\$14,664	\$10,082	(\$24,746)
01011000-51131	TECEC-Admin-Secy 10 Mth	\$48,862	\$0	\$48,862	\$23,513	\$27,440	(\$2,091)
01011000-51135	TECEC-Admin-Clerical Xtra Time	\$1,344	\$0	\$1,344	\$463	\$0	\$881
01011200-51130	PPS-Admin-Secy 12 Mth	\$127,179	\$0	\$127,179	\$82,186	\$57,126	(\$12,133)
01011200-51135	PPS-Admin-Clerical Xtra Time	\$0	\$0	\$0	\$176	\$0	(\$176)
01402320-51130	Asst Super-Admin-Secy 12 Mth	\$72,260	\$0	\$72,260	\$44,856	\$30,426	(\$3,023)

**Trumbull Board of Education Expense vs Budget Detail**  
**Report for the Period Ended 1/31/2023**

<u>Account #</u>	<u>Account Description</u>	<u>Budget</u>			<u>Expended</u>	<u>Committed/ Estimates</u>	<u>Available/ (Over)</u>
		<u>Original</u>	<u>Transfers</u>	<u>Revised</u>			
01402320-51135	Asst Super-Admin-Clerical Xtra Time	\$0	\$0	\$0	\$26	\$0	(\$26)
01412210-51130	Curr Dir-Admin-Secy 12 Mth	\$60,011	\$0	\$60,011	\$37,081	\$25,493	(\$2,564)
01412210-51135	Curr Dir-Admin-Clerical Xtra Time	\$0	\$0	\$0	\$1,262	\$0	(\$1,262)
01422520-51130	Tech-Admin-Secy 12 Mth	\$51,867	\$0	\$51,867	\$31,773	\$22,040	(\$1,945)
01422520-51135	Tech-Admin--Clerical Xtra Time	\$0	\$0	\$0	\$0	\$0	\$0
01512400-51130	BHES-Admin-Secy 12 Mth	\$62,036	\$0	\$62,036	\$38,432	\$26,250	(\$2,647)
01512400-51131	BHES-Admin-Secy 10 Mth	\$39,149	\$0	\$39,149	\$19,111	\$22,297	(\$2,259)
01512400-51135	BHES-Admin-Clerical Xtra Time	\$0	\$0	\$0	\$77	\$0	(\$77)
01522400-51130	FTES-Admin-Secy 12 Mth	\$62,286	\$0	\$62,286	\$38,698	\$26,250	(\$2,663)
01522400-51131	FTES-Admin-Secy 10 Mth	\$40,520	\$0	\$40,520	\$23,238	\$18,996	(\$1,713)
01522400-51135	FTES-Admin-Clerical Xtra Time	\$500	\$0	\$500	\$1,367	\$0	(\$867)
01532400-51130	DFES-Admin-Secy 12 Mth	\$62,286	\$0	\$62,286	\$38,767	\$26,250	(\$2,732)
01532400-51131	DFES-Admin-Secy 10 Mth	\$39,334	\$0	\$39,334	\$19,022	\$22,297	(\$1,985)
01532400-51135	DFES-Admin-Clerical Xtra Time	\$500	\$0	\$500	\$441	\$0	\$59
01542400-51130	MBES-Admin-Secy 12 Mth	\$61,786	\$0	\$61,786	\$38,194	\$26,250	(\$2,659)
01542400-51131	MBES-Admin-Secy 10 Mth	\$31,767	\$0	\$31,767	\$15,892	\$18,446	(\$2,571)
01542400-51135	MBES-Admin-Clerical Xtra Time	\$500	\$0	\$500	\$0	\$0	\$500
01552400-51130	JRES-Admin-Secy 12 Mth	\$62,386	\$0	\$62,386	\$38,782	\$26,250	(\$2,647)
01552400-51131	JRES-Admin-Secy 10 Mth	\$39,703	\$0	\$39,703	\$19,111	\$22,297	(\$1,705)
01552400-51135	JRES-Admin-Clerical Xtra Time	\$500	\$0	\$500	\$1,337	\$0	(\$837)
01582400-51130	TES-Admin-Secy 12 Mth	\$62,056	\$0	\$62,056	\$38,452	\$26,250	(\$2,647)
01582400-51131	TES-Admin-Secy 10 Mth	\$39,149	\$0	\$39,149	\$18,788	\$21,985	(\$1,624)
01582400-51135	TES-Admin-Clerical Xtra Time	\$500	\$0	\$500	\$277	\$0	\$223
01612120-51131	HMS-Guidance-Secy 10 Mth	\$48,862	\$0	\$48,862	\$23,498	\$27,440	(\$2,076)
01612120-51135	HMS-Guidance-Clerical Xtra Time	\$0	\$0	\$0	\$289	\$0	(\$289)
01612400-51130	HMS-Admin-Secy 12 Mth	\$62,056	\$0	\$62,056	\$38,182	\$26,250	(\$2,377)
01612400-51131	HMS-Admin-Secy 10 Mth	\$42,976	\$0	\$42,976	\$16,649	\$20,718	\$5,609
01612400-51135	HMS-Admin-Clerical Xtra Time	\$0	\$0	\$0	\$445	\$0	(\$445)
01622120-51131	MMS-Guidance-Secy 10 Mth	\$49,820	\$0	\$49,820	\$23,659	\$27,698	(\$1,537)
01622120-51135	MMS-Guidance-Clerical Xtra Time	\$0	\$0	\$0	\$122	\$0	(\$122)
01622400-51130	MMS-Admin-Secy 12 Mth	\$62,336	\$0	\$62,336	\$38,457	\$26,250	(\$2,372)
01622400-51131	MMS-Admin-Secy 10 Mth	\$49,062	\$0	\$49,062	\$25,746	\$17,489	\$5,827
01622400-51135	MMS-Admin-Clerical Xtra Time	\$0	\$0	\$0	\$295	\$0	(\$295)
01711006-51131	THS-Ag Science-Secy 10 Mths	\$37,292	\$0	\$37,292	\$18,106	\$20,774	(\$1,589)
01711006-51135	THS-Ag Science-Secy Xtra Time	\$0	\$0	\$0	\$459	\$0	(\$459)
01711022-51131	THS-Alternate School-Secy 10 Mths	\$0	\$0	\$0	\$0	\$0	\$0
01712120-51130	THS-Guidance-Secy 12 Mths	\$178,276	\$0	\$178,276	\$110,277	\$75,613	(\$7,614)
01712120-51135	THS-Guidance-Clerical Xtra Time	\$0	\$0	\$0	\$11	\$0	(\$11)
01712220-51130	THS-Library-Secy 12 Mths	\$0	\$0	\$0	\$830	\$0	(\$830)
01712220-51131	THS-Library-Secy 10 Mths	\$0	\$0	\$0	\$0	\$0	\$0
01712220-51135	THS-Library-Clerical Xtra Time	\$0	\$0	\$0	\$0	\$0	\$0
01712400-51130	THS-Admin-Secy 12 Mth	\$110,965	\$0	\$110,965	\$66,613	\$47,397	(\$3,045)
01712400-51131	THS-Admin-Secy 10 Mth	\$146,665	\$0	\$146,665	\$76,215	\$72,370	(\$1,919)
01712400-51135	THS-Admin-Clerical Xtra Time	\$250	\$0	\$250	\$91	\$0	\$159
01713201-51131	Sports-Sports General-Secy 10 Mths	\$49,820	\$0	\$49,820	\$20,916	\$20,718	\$8,186
01713201-51135	Sports-Sports Gen-Clerical Xtra Time	\$4,500	\$0	\$4,500	\$2,678	\$0	\$1,822
01741200-51130	Continuing Ed-Admin-Secy	\$0	\$0	\$0	\$0	\$0	\$0
01802320-51115	Super-Personnel-Support Staff	\$173,320	\$0	\$173,320	\$103,116	\$70,205	(\$0)
01802320-51131	Super-Personnel-Support Staff-10 Mth	\$44,529	\$0	\$44,529	\$21,434	\$25,007	(\$1,911)
01802320-51135	Super-Personnel-Clerical Xtra Time	\$0	\$0	\$0	\$3,122	\$0	(\$3,122)
01822230-51130	Facilities-Admin-Secy 12 Mth	\$126,517	\$0	\$126,517	\$77,884	\$53,266	(\$4,633)
01822230-51135	Facilities-Admin-Clerical Xtra Time	\$500	\$0	\$500	\$127	\$0	\$373
01882700-51130	Trans-Admin-Secy 12 Mth	\$106,417	\$0	\$106,417	\$65,438	\$44,997	(\$4,017)
01882700-51131	Trans-Admin-Secy 10 Mth	\$0	\$0	\$0	\$0	\$0	\$0
01882700-51135	Trans-Admin-Clerical Xtra Time	\$3,890	\$0	\$3,890	\$4,437	\$0	(\$547)
01902310-51136	Super-BOE-Secy-BOE Mtgs	\$4,000	\$0	\$4,000	\$1,750	\$0	\$2,250
01902320-51130	Super-Admin-Support Staff	\$156,298	\$0	\$156,298	\$94,826	\$64,567	(\$3,095)
01902320-51135	Super-Admin-Clerical Xtra Time	\$0	\$0	\$0	\$93	\$0	(\$93)
01912520-51130	Bus Off-Admin-Support 12 Mth	\$288,532	\$0	\$288,532	\$177,669	\$121,082	(\$10,219)
01912520-51135	Bus Off-Admin-Support-Clerical Xtra Time	\$1,500	\$0	\$1,500	\$4,369	\$0	(\$2,869)
01922530-51135	Asst Super-Admin-Clerical Xtra Time	\$3,000	\$0	\$3,000	\$3,518	\$0	(\$518)
<b>Administrative Support Total</b>		<b>\$2,717,863</b>	<b>\$0</b>	<b>\$2,717,863</b>	<b>\$1,607,311</b>	<b>\$1,218,268</b>	<b>(\$107,715)</b>

**Paras & Aides**

01011000-51120	TECEC-Classroom-Paras	\$209,051	\$0	\$209,051	\$111,032	\$100,952	(\$2,933)
01011000-51122	TECEC-Classroom-ABA Paras	\$255,146	\$0	\$255,146	\$130,718	\$152,078	(\$27,650)



**Trumbull Board of Education Expense vs Budget Detail**  
**Report for the Period Ended 1/31/2023**

<u>Account #</u>	<u>Account Description</u>	<u>Budget</u>			<u>Expended</u>	<u>Committed/ Estimates</u>	<u>Available/ (Over)</u>
		<u>Original</u>	<u>Transfers</u>	<u>Revised</u>			
01011200-51120	PPS-L/W-Instructional Paras	\$2,414,091	\$0	\$2,414,091	\$1,240,903	\$1,219,971	(\$46,783)
01011200-51121	PPS-D/W-Para Xtra Time	\$200,000	\$0	\$200,000	\$39,396	\$0	\$160,604
01011200-51122	PPS-L/W-ABA Paras	\$1,548,142	\$0	\$1,548,142	\$642,798	\$668,510	\$236,833
01032130-51128	PPS-L/W-Health Aides	\$87,044	\$0	\$87,044	\$43,519	\$43,529	(\$4)
01371200-51122	PPS-ESY-ABA Paras	\$80,000	\$0	\$80,000	\$88,133	\$0	(\$8,133)
01371200-51128	PPS-ESY-Health Aides	\$0	\$0	\$0	\$5,594	\$0	(\$5,594)
01371200-51129	PPS-ESY-Para	\$50,000	\$0	\$50,000	\$46,806	\$0	\$3,194
01412210-51120	PPS-D/W-Para Training	\$0	\$0	\$0	\$0	\$0	\$0
01511001-51120	BHES-Classroom-Instructional Aides	\$72,675	\$0	\$72,675	\$20,982	\$51,693	\$0
01512400-51120	BHES-Admin-Paras	\$19,689	\$0	\$19,689	\$5,184	\$14,505	\$0
01521001-51120	FTES-Classroom-Instructional Aides	\$69,460	\$0	\$69,460	\$26,288	\$43,172	\$0
01522400-51120	FTES-Admin-Paras	\$34,036	\$0	\$34,036	\$21,430	\$8,245	\$4,361
01531001-51120	DFES-Classroom-Instructional Aides	\$51,867	\$0	\$51,867	\$24,228	\$27,640	\$0
01532400-51120	DFES-Admin-Paras	\$21,812	\$0	\$21,812	\$3,578	\$18,234	\$0
01541001-51120	MBES-Classroom-Instructional Aides	\$64,834	\$0	\$64,834	\$23,116	\$41,718	\$0
01542400-51120	MBES-Admin-Paras	\$11,961	\$0	\$11,961	\$5,851	\$6,110	\$0
01551001-51120	JRES-Classroom-Instructional Aides	\$55,806	\$0	\$55,806	\$24,706	\$31,100	\$0
01552400-51120	JRES-Admin-Paras	\$21,237	\$0	\$21,237	\$10,285	\$10,952	\$0
01581001-51120	TES-Classroom-Instructional Aides	\$45,952	\$0	\$45,952	\$26,505	\$19,447	\$0
01582400-51120	TES-Admin-Paras	\$21,237	\$0	\$21,237	\$10,813	\$10,424	\$0
01612220-51120	HMS-Library-Paras	\$0	\$0	\$0	\$0	\$0	\$0
01612400-51120	HMS-Admin-Admin Para	\$12,229	\$0	\$12,229	\$7,379	\$4,850	\$0
01622220-51120	MMS-Library-Paras	\$0	\$0	\$0	\$0	\$0	\$0
01622400-51120	MMS-Admin-Admin Para	\$40,109	\$0	\$40,109	\$5,972	\$34,137	\$0
01712400-51120	THS-L/W-Paras	\$77,211	\$0	\$77,211	\$40,456	\$40,456	(\$3,701)
	<b>Paras &amp; Aides Total</b>	<b>\$5,463,591</b>	<b>\$0</b>	<b>\$5,463,591</b>	<b>\$2,605,674</b>	<b>\$2,547,722</b>	<b>\$310,194</b>
<b><u>Substitutes</u></b>							
01802320-51113	Substitute Administrators	\$0	\$0	\$0	\$0	\$0	\$0
01802320-51117	Substitute Teachers	\$684,900	\$0	\$684,900	\$444,172	\$240,728	\$0
01802320-51129	Substitute Paraprofessionals	\$95,000	\$0	\$95,000	\$108,780	(\$13,780)	\$0
01802320-51139	Substitute Secretaries	\$0	\$0	\$0	\$13,149	\$0	(\$13,149)
01802320-51140	Substitute Custodians/Maint/Security	\$55,000	\$0	\$55,000	\$21,721	\$33,279	\$0
	<b>Substitutes Total</b>	<b>\$834,900</b>	<b>\$0</b>	<b>\$834,900</b>	<b>\$587,822</b>	<b>\$260,227</b>	<b>(\$13,149)</b>
<b><u>Coaches &amp; Advisors</u></b>							
01613202-51116	HMS-Activities-Advisors	\$40,000	\$0	\$40,000	\$0	\$40,000	\$0
01623202-51116	MMS-Activities-Advisors	\$40,000	\$0	\$40,000	\$1,826	\$38,174	\$0
01711016-51116	THS-Music-Directors	\$0	\$0	\$0	\$0	\$0	\$0
01713202-51116	THS-Activities-Advisors	\$128,578	\$0	\$128,578	\$7,679	\$120,899	\$0
01713201-51116	Sports-Sports General-Coaches	\$637,583	\$0	\$637,583	\$227,241	\$410,342	\$0
01713201-51170	Sports-Athletic Game Staff	\$0	\$0	\$0	\$32,246	\$0	(\$32,246)
	<b>Coaches &amp; Advisors Total</b>	<b>\$846,161</b>	<b>\$0</b>	<b>\$846,161</b>	<b>\$268,991</b>	<b>\$609,416</b>	<b>(\$32,246)</b>
<b><u>Salaries Other</u></b>							
01011200-51117	PPS-L/W-Teacher Subs	\$0	\$0	\$0	\$67	\$0	(\$67)
01011201-51117	PPS-L/W-Tutors Homebound	\$106,000	\$0	\$106,000	\$27,405	\$14,873	\$63,722
01011203-51117	PPS-L/W-Tutors Tutorial	\$75,000	\$0	\$75,000	\$24,864	\$50,136	\$0
01011204-51117	PPS-L/W-Tutors Expulsions	\$13,000	\$0	\$13,000	\$13,720	(\$720)	\$0
01032130-51123	PPS-L/W-OT/PT Therapists	\$553,077	\$0	\$553,077	\$223,041	\$329,298	\$738
01331200-51126	PPS-SPED-Work Experience	\$5,800	\$0	\$5,800	\$3,498	\$0	\$2,302
01401201-51117	Asst Super-L/W-Tutors Homebound	\$0	\$0	\$0	\$4,196	\$0	(\$4,196)
01401203-51117	Asst Super-L/W-Tutors Tutorial	\$0	\$0	\$0	\$0	\$0	\$0
01401204-51117	Asst Super-L/W-Tutors Expulsions	\$0	\$0	\$0	\$222	\$0	(\$222)
01412210-51129	Curr Dir-D/W-Other Non-Certified	\$75,922	\$0	\$75,922	\$44,988	\$30,929	\$5
01512400-51121	BHES-Admin-Lunch Aides	\$0	\$0	\$0	\$0	\$0	\$0
01522400-51121	FTES-Admin-Lunch Aides	\$0	\$0	\$0	\$0	\$0	\$0
01532400-51121	DFES-Admin-Lunch Aides	\$0	\$0	\$0	\$0	\$0	\$0
01542400-51121	MBES-Admin-Lunch Aides	\$0	\$0	\$0	\$0	\$0	\$0
01552400-51121	JRES-Admin-Lunch Aides	\$0	\$0	\$0	\$0	\$0	\$0
01582400-51121	TES-Admin-Lunch Aides	\$0	\$0	\$0	\$0	\$0	\$0
01711006-51129	THS-Ag Science-Misc Salaries	\$6,000	\$0	\$6,000	\$2,746	\$0	\$3,254
01741200-51110	Continuing Ed-Classroom Instructors	\$0	\$0	\$0	\$0	\$0	\$0

**Trumbull Board of Education Expense vs Budget Detail**  
**Report for the Period Ended 1/31/2023**

<u>Account #</u>	<u>Account Description</u>	<u>Budget</u>			<u>Expended</u>	<u>Committed/ Estimates</u>	<u>Available/ (Over)</u>
		<u>Original</u>	<u>Transfers</u>	<u>Revised</u>			
01802320-51127	Substitute-Security Guards	\$0	\$0	\$0	\$22,999	\$0	(\$22,999)
01822230-51127	Facilities-D/W-Security Guards	\$723,946	\$0	\$723,946	\$372,630	\$398,370	(\$47,053)
01822230-51128	Facilities-D/W-Security Guards OT	\$60,000	\$0	\$60,000	\$9,119	\$0	\$50,881
01922530-51129	Asst Super-Info Svcs-Oth Non-Certified	\$71,558	\$0	\$71,558	\$44,134	\$30,342	(\$2,918)
	<b>Salaries Other</b>	<b>\$1,690,303</b>	<b>\$0</b>	<b>\$1,690,303</b>	<b>\$793,628</b>	<b>\$853,228</b>	<b>\$43,447</b>
<b><u>Misc Salary Items</u></b>							
01912520-51198	D/W-Admin-Retiree Payments	\$300,000	\$0	\$300,000	\$232,941	\$0	\$67,059
01912520-51199	D/W-Admin-Reserve For Negotiations	\$98,000	\$0	\$98,000	\$0	\$0	\$98,000
	<b>Misc Salary Items Total</b>	<b>\$398,000</b>	<b>\$0</b>	<b>\$398,000</b>	<b>\$232,941</b>	<b>\$0</b>	<b>\$165,059</b>
	<b>Salaries Total</b>	<b>\$77,228,523</b>	<b>\$0</b>	<b>\$77,228,523</b>	<b>\$35,551,859</b>	<b>\$39,878,055</b>	<b>\$1,798,609.35</b>
<b><u>Employee Benefits</u></b>							
<b><u>Health Insurance</u></b>							
01912520-52002	Benefits-Health & Dental	\$17,401,837	\$0	\$17,401,837	\$13,051,622	\$9,395,724	(\$5,045,509)
01912520-52011	Benefits-Health Premium Share - Medical	\$0	\$0	\$0	(\$2,772,929)	(\$1,972,826)	\$4,745,754
01912520-52012	Benefits-Health Premium Share - Dental	\$0	\$0	\$0	(\$165,297)	(\$119,100)	\$284,397
	<b>Health Insurance Total</b>	<b>\$17,401,837</b>	<b>\$0</b>	<b>\$17,401,837</b>	<b>\$10,113,397</b>	<b>\$7,303,798</b>	<b>(\$15,358)</b>
<b><u>FICA</u></b>							
01912520-52001	Benefits-FICA	\$1,932,381	\$0	\$1,932,381	\$959,191	\$973,190	\$0
	<b>FICA</b>	<b>\$1,932,381</b>	<b>\$0</b>	<b>\$1,932,381</b>	<b>\$959,191</b>	<b>\$973,190</b>	<b>\$0</b>
<b><u>Other Insurance</u></b>							
01912520-52003	D/W-Admin-Medical Waiver	\$200,000	\$0	\$200,000	\$101,298	\$98,702	\$0
01912520-52004	Benefits-Disability Insurance	\$22,000	\$0	\$22,000	\$13,252	\$9,641	(\$893)
01912520-52005	Benefits-Life Insurance	\$117,000	\$0	\$117,000	\$63,933	\$48,933	\$4,134
	<b>Other Insurance Total</b>	<b>\$339,000</b>	<b>\$0</b>	<b>\$339,000</b>	<b>\$178,484</b>	<b>\$157,276</b>	<b>\$3,240</b>
<b><u>Unemployment</u></b>							
01912520-52006	D/W-Admin-Unemployment	\$50,000	\$0	\$50,000	\$5,634	\$44,366	\$0
	<b>Unemployment Total</b>	<b>\$50,000</b>	<b>\$0</b>	<b>\$50,000</b>	<b>\$5,634</b>	<b>\$44,366</b>	<b>\$0</b>
<b><u>Benefits Other</u></b>							
01912520-52008	Benefits-Administrative Fees	\$18,000	\$0	\$18,000	\$15,582	\$4,136	(\$1,718)
01912520-52010	Benefits-TBOE 401a Contribution	\$180,000	\$0	\$180,000	\$160,760	\$19,240	\$0
	<b>Benefits Other Total</b>	<b>\$198,000</b>	<b>\$0</b>	<b>\$198,000</b>	<b>\$176,342</b>	<b>\$23,376</b>	<b>(\$1,718)</b>
	<b>Employee Benefits Total</b>	<b>\$19,921,218</b>	<b>\$0</b>	<b>\$19,921,218</b>	<b>\$11,433,048</b>	<b>\$8,502,005</b>	<b>(\$13,836)</b>
<b><u>Purchased Professional Services</u></b>							
<b><u>Legal</u></b>							
01011200-53308	PPS-Admin-Legal SPED	\$140,000	\$0	\$140,000	\$42,410	\$97,591	\$0
01902310-53308	Super-BOE-Legal-Reg Ed	\$110,000	\$0	\$110,000	\$58,993	\$60,857	(\$9,850)
	<b>Legal Total</b>	<b>\$250,000</b>	<b>\$0</b>	<b>\$250,000</b>	<b>\$101,402</b>	<b>\$158,448</b>	<b>(\$9,850)</b>
<b><u>Service Contracts</u></b>							
01011200-53300	PPS-Admin-Prof Purch'd Services	\$65,000	\$0	\$65,000	\$20,787	\$22,000	\$22,213
01052130-53305	PPS-Health Services-Service Contracts	\$60,000	\$0	\$60,000	\$5,950	\$0	\$54,050
01422520-53305	Tech-Admin-Maintenance Contracts	\$59,900	\$0	\$59,900	\$9,652	\$0	\$50,248
01882700-53303	Trans-Admin-Software Support	\$7,000	\$0	\$7,000	\$7,670	\$0	(\$670)
01922530-53301	Bus off-Admin-Prof Purch'd Svcs	\$82,000	\$0	\$82,000	\$82,975	\$0	(\$975)
01922530-53302	Asst Super-Info Svcs-Dbase Students	\$190,767	\$0	\$190,767	\$191,161	\$0	(\$394)
	<b>Service Contracts Total</b>	<b>\$464,667</b>	<b>\$0</b>	<b>\$464,667</b>	<b>\$318,196</b>	<b>\$22,000</b>	<b>\$124,471</b>

**Trumbull Board of Education Expense vs Budget Detail**  
**Report for the Period Ended 1/31/2023**

Account #	Account Description	Budget			Expended	Committed/	Available/
		Original	Transfers	Revised		Estimates	(Over)
Consultants							
01011201-53210	PPS Homebound Instructional Services	\$0	\$0	\$0	\$1,806	\$10,360	(\$12,166)
01401201-53210	Homebound Instructional Services	\$0	\$0	\$0	\$594	\$0	(\$594)
01011200-53230	PPS-L/W-Consultants	\$275,000	\$0	\$275,000	\$213,141	\$347,613	(\$285,754)
	Consultants Total	\$275,000	\$0	\$275,000	\$215,541	\$357,973	(\$298,514)
Other Professional Services							
01412210-53300	Curr Dir-D/W-Other Professional Svcs	\$19,000	\$0	\$19,000	\$0	\$0	\$19,000
01422214-53300	Tech-L/W-Other Professional Svcs	\$4,600	\$0	\$4,600	\$3,059	\$796	\$745
01422220-53300	Tech-Dist AV/Ch17-Other Prof Svcs	\$3,500	\$0	\$3,500	\$100	\$0	\$3,400
01422520-53300	Tech-Admin-Other Professional Svcs	\$8,500	\$0	\$8,500	\$660	\$0	\$7,840
01613202-53301	HMS-Activities-Police	\$700	\$0	\$700	\$0	\$0	\$700
01623202-53301	MMS-Activities-Police	\$700	\$0	\$700	\$304	\$0	\$396
01711016-53300	THS-Music-Other Professional Svcs	\$47,575	\$0	\$47,575	\$28,271	\$11,428	\$7,877
01712120-53220	THS-Guidance-Career Guidance	\$920	\$0	\$920	\$374	\$0	\$546
01712400-53301	THS-Admin-Police Services	\$65,000	\$0	\$65,000	\$48,640	\$16,360	\$0
01713201-53301	Athletic Student Activity-Police Services	\$15,000	\$0	\$15,000	\$6,832	\$7,224	\$944
01741200-53300	Continuing Ed-Admin-In Service	\$0	\$0	\$0	\$0	\$0	\$0
01852647-53300	Facilities-Bldg Improvement-Oth Prof Svcs	\$3,000	\$0	\$3,000	\$0	\$0	\$3,000
01882700-53300	Transportation-Professional Svcs	\$0	\$0	\$0	\$9,000	\$6,000	(\$15,000)
01902310-53300	Super-BOE-Professional Services	\$24,000	\$0	\$24,000	\$23,234	\$2,322	(\$1,556)
01912520-53300	Bus Off-Admin-Professional Svcs	\$500	\$0	\$500	\$0	\$0	\$500
01912520-53310	Bus Off-Admin-Athletic Insurance	\$92,000	\$0	\$92,000	\$92,602	\$0	(\$602)
01922530-53304	Data Services - Training	\$0	\$0	\$0	\$7,200	\$0	(\$7,200)
01713201-53300	Sports-Sports GeneralL-Purch'd Svcs	\$282,000	\$0	\$282,000	\$95,041	\$156,136	\$30,823
01723301-53300	Sports-Baseball-Purch'd Svcs	\$0	\$0	\$0	\$0	\$0	\$0
01723302-53300	Sports-Basketball-Purch'd Svcs	\$0	\$0	\$0	\$0	\$0	\$0
01723304-53300	Sports-Field Hockey-Purch'd Svcs	\$0	\$0	\$0	\$0	\$0	\$0
01723304-53300	Sports-Football-Purch'd Svcs	\$0	\$0	\$0	\$0	\$0	\$0
01723305-53300	Sports-Ice Hockey-Purch'd Svcs	\$0	\$0	\$0	\$0	\$0	\$0
01723306-53300	Sports-Lacrosse-Purch'd Svcs	\$0	\$0	\$0	\$0	\$0	\$0
01723307-53300	Sports-Soccer-Purch'd Svcs	\$0	\$0	\$0	\$0	\$0	\$0
01723308-53300	Sports-Swimming-Purch'd Svcs	\$0	\$0	\$0	\$0	\$0	\$0
01723312-53300	Sports-Wrestling-Purch'd Svcs	\$0	\$0	\$0	\$0	\$0	\$0
01723315-53300	Sports-Gymnastics-Purch'd Svcs	\$0	\$0	\$0	\$0	\$0	\$0
01723317-53300	Sports-Cross Country-Purch'd Svcs	\$0	\$0	\$0	\$0	\$0	\$0
01723318-53300	Sports-Cheerleading-Purch'd Svcs	\$0	\$0	\$0	\$0	\$0	\$0
	Other Professional Services Total	\$566,995	\$0	\$566,995	\$315,317	\$200,265	\$51,413
	Purchased Professional Services Total	\$1,556,662	\$0	\$1,556,662	\$950,456	\$738,686	(\$132,480)
Purchased Property Services							
Utilities							
01842611-54101	Facilities-D/W-Electricity	\$1,034,705	\$0	\$1,034,705	\$607,594	\$413,111	\$14,000
01842611-54105	Facilities-D/W-Water	\$125,000	\$0	\$125,000	\$70,918	\$54,082	\$0
	Utilities Total	\$1,159,705	\$0	\$1,159,705	\$678,512	\$467,193	\$14,000
Repairs & Service Fees							
01052130-54300	PPS-Health Svcs-Repairs & Svc Fees	\$2,000	\$0	\$2,000	\$865	\$0	\$1,135
01422214-54300	Tech-L/W-Repairs & Svc Fees	\$1,200	\$0	\$1,200	\$0	\$0	\$1,200
01422220-54300	Tech-Dist AV/Ch17-Repairs & Svc Fees	\$500	\$0	\$500	\$0	\$0	\$500
01422520-54300	Tech-Admin-Repairs & Svc Fees	\$1,500	\$0	\$1,500	\$0	\$0	\$1,500
01711006-54300	THS-Ag Science-Repairs & Svc Fees	\$3,000	\$0	\$3,000	\$690	\$1,350	\$960
01842610-54300	Facilities-Custodial-Repairs	\$8,000	\$0	\$8,000	\$5,293	\$2,698	\$9
01852622-54300	Facilities-Snow Removal-Repairs & Svc Fees	\$10,000	\$0	\$10,000	\$0	\$0	\$10,000
01852623-54300	Facilities-Vehicles-Repairs & Svc Fees	\$10,000	\$0	\$10,000	\$1,167	\$451	\$8,381
01852625-54300	Facilities-Grounds-Repairs & Svc Fees	\$8,000	\$0	\$8,000	\$4,820	\$0	\$3,180
01852627-54300	Facilities-Lawn Care-Repairs & Svc Fees	\$5,000	\$0	\$5,000	\$4,840	\$639	(\$479)
01852631-54300	Facilities-Maintenance-Repairs & Svc Fees	\$45,000	\$0	\$45,000	\$24,227	\$28,646	(\$7,873)
01852632-54300	Facilities-Inside Maint-Repairs & Svcs Fees	\$10,000	\$0	\$10,000	\$0	\$7,050	\$2,950
01852633-54300	Facilities-Electrical-Repairs & Svc Fees	\$50,000	\$0	\$50,000	\$24,001	\$8,039	\$17,960

**Trumbull Board of Education Expense vs Budget Detail  
Report for the Period Ended 1/31/2023**

Account #	Account Description	Budget			Expended	Committed/ Estimates	Available/ (Over)
		Original	Transfers	Revised			
01852633-54301	Facilities-Security-Service Contracts	\$0	\$0	\$0	\$0	\$0	\$0
01852634-54300	Facilities-Fire Protection-Repairs & Svc Fees	\$20,000	\$0	\$20,000	\$14,560	\$6,954	(\$1,513)
01852635-54300	Facilities-Floor-Repairs & Svc Fees	\$40,000	\$0	\$40,000	\$34,469	\$0	\$5,531
01852638-54300	Facilities-Hardware-Repairs & Svc Fees	\$0	\$0	\$0	\$0	\$2,649	(\$2,649)
01852637-54300	Facilities-Glass-Repairs & Svc Fees	\$5,000	\$0	\$5,000	\$4,313	\$687	\$0
01852639-54300	Facilities-HVAC-Repairs & Svc Fees	\$100,000	\$0	\$100,000	\$51,855	\$53,129	(\$4,984)
01852642-54300	Facilities-Painting-Repairs & Svc Fees	\$10,000	\$0	\$10,000	\$0	\$0	\$10,000
01852643-54300	Facilities-Equipment-Repairs & Svc Fees	\$0	\$0	\$0	\$9,487	\$1,743	(\$11,230)
01852644-54300	Facilities-Plumbing-Repairs & Svc Fees	\$10,000	\$0	\$10,000	\$1,841	\$1,099	\$7,060
01852645-54300	Facilities-Roofing-Repairs & Svc Fees	\$40,000	\$0	\$40,000	\$10,764	\$32,077	(\$2,841)
01852646-54300	Facilities-Pest Control-Repairs & Svc Fees	\$10,000	\$0	\$10,000	\$5,460	\$4,540	\$0
01852647-54300	Facilities-Bldg Improve-Repairs & Svc Fees	\$10,000	\$0	\$10,000	\$64,916	\$32,131	(\$87,047)
01852648-54300	Facilities-IAQ-Repairs & Svc Fees	\$15,000	\$0	\$15,000	\$12,986	\$3,500	(\$1,486)
01852649-54300	Facilities-Welding-Repairs & Svc Fees	\$0	\$0	\$0	\$0	\$0	\$0
	<b>Repairs &amp; Service Fees Total</b>	<b>\$414,200</b>	<b>\$0</b>	<b>\$414,200</b>	<b>\$276,555</b>	<b>\$187,381</b>	<b>(\$49,736)</b>

**Copiers**

01422520-54409	D/W Copiers	\$265,000	\$0	\$265,000	\$138,172	\$122,490	\$4,338
01902320-54409	D/W-Admin-Copiers	\$0	\$0	\$0	\$3,650	\$6,350	(\$10,000)
	<b>Copiers Total</b>	<b>\$265,000</b>	<b>\$0</b>	<b>\$265,000</b>	<b>\$141,822</b>	<b>\$128,840</b>	<b>(\$5,662)</b>

**Other Purchased Property Services**

01512400-54900	BHES-Admin-Other Purch'd Svcs	\$300	\$0	\$300	\$0	\$0	\$300
01522400-54900	FTES-Admin-Other Purch'd Svcs	\$300	\$0	\$300	\$0	\$0	\$300
01532400-54900	DFES-Admin-Other Purch'd Svcs	\$300	\$0	\$300	\$225	\$0	\$75
01542400-54900	MBES-Admin-Other Purch'd Svcs	\$300	\$0	\$300	\$0	\$0	\$300
01552400-54900	JRES-Admin-Other Purch'd Svcs	\$500	\$0	\$500	\$0	\$0	\$500
01582400-54900	TES-Admin-Other Purch'd Svcs	\$300	\$0	\$300	\$0	\$0	\$300
01611016-54900	HMS-Music-Other Purch'd Property Svcs	\$1,200	\$0	\$1,200	\$725	\$140	\$335
01612400-54900	HMS-Classroom-Other Purch'd Svcs	\$1,700	\$0	\$1,700	\$811	\$229	\$660
01621016-54900	MMS-Music-Other Purch'd Property Svcs	\$1,000	\$0	\$1,000	\$0	\$940	\$60
01622400-54900	MMS-Classroom-Other Purch'd Svcs	\$1,700	\$0	\$1,700	\$790	\$435	\$475
01711001-54900	THS-Classroom-Other Purch'd Property Svcs	\$0	\$0	\$0	\$0	\$0	\$0
01711006-54900	THS-Ag Science-Other Purch'd Prop Svcs	\$3,000	\$0	\$3,000	\$974	\$0	\$2,026
01711014-54900	THS-Technology Education-Other Purch'd Prop	\$0	\$0	\$0	\$0	\$0	\$0
01711016-54201	THS-Music-Uniform Cleaning	\$1,500	\$0	\$1,500	\$0	\$0	\$1,500
01713201-54200	Sports-Sports General-Cleaning Svcs	\$15,000	\$0	\$15,000	\$14,649	\$351	(\$0)
01842610-54103	Facilities-Custodial-Trash/Recycling	\$50,000	\$0	\$50,000	\$40,561	\$29,198	(\$19,759)
01842610-54202	Facilities-Custodial-Cleaning	\$3,900	\$0	\$3,900	\$5,130	\$2,238	(\$3,468)
01852631-54301	Facilities-Maint-Oth Prof Purch'd Svcs	\$30,000	\$0	\$30,000	\$13,057	\$17,193	(\$250)
01852633-54301	Facilities-Elevator-Oth Prof Purch'd Svcs	\$1,000	\$0	\$1,000	\$0	\$0	\$1,000
01882700-54900	Trans-Admin-Purch'd Property Svcs	\$500	\$0	\$500	\$165	\$0	\$335
	<b>Other Purch'd Property Services Total</b>	<b>\$112,500</b>	<b>\$0</b>	<b>\$112,500</b>	<b>\$77,086</b>	<b>\$50,725</b>	<b>(\$15,311)</b>
	<b>Purchased Property Services Total</b>	<b>\$1,951,405</b>	<b>\$0</b>	<b>\$1,951,405</b>	<b>\$1,173,975</b>	<b>\$834,139</b>	<b>(\$56,709)</b>

**Purchased Other Services**

**Transportation**

01711006-55809	THS-Ag Science-Transportation	\$2,629	\$0	\$2,629	\$585	\$1,000	\$1,044
01711016-55809	THS-Music-Transportation	\$17,500	\$0	\$17,500	\$13,782	\$1,627	\$2,091
01711022-55809	THS-Alternate School-Field Trips	\$0	\$0	\$0	\$0	\$0	\$0
01713202-55807	THS-Activities-Competitions	\$45,000	\$0	\$45,000	\$0	\$0	\$45,000
01882700-55101	Trans-Admin-Reg Buses	\$3,533,461	\$0	\$3,533,461	\$1,477,913	\$2,022,217	\$33,331
01882700-55102	Trans-Admin-ACE Trips	\$3,000	\$0	\$3,000	\$0	\$0	\$3,000
01882700-55105	Trans-Admin-SPED-Summer Buses	\$237,280	\$0	\$237,280	\$273,859	\$0	(\$36,579)
01882700-55109	Trans-Admin-Fuel	\$344,300	\$0	\$344,300	\$182,196	\$158,715	\$3,389
01882700-55809	Trans-Admin-Field Trips	\$8,000	\$0	\$8,000	\$207	\$7,793	\$0
01882701-55101	Trans-Admin-SPED In District	\$1,389,649	\$0	\$1,389,649	\$666,614	\$982,504	(\$259,469)
01882701-55105	Trans-Admin-SPED Out of District	\$770,100	\$0	\$770,100	\$420,175	\$487,035	(\$137,110)
01882701-55108	Trans-Admin-Monitors	\$263,000	\$0	\$263,000	\$82,338	\$180,662	\$0
01713201-55809	THS-Transportation-Sports	\$130,810	\$0	\$130,810	\$52,027	\$77,974	\$810
	<b>Sports Transportation Total</b>	<b>\$130,810</b>	<b>\$0</b>	<b>\$130,810</b>	<b>\$52,027</b>	<b>\$77,974</b>	<b>\$810</b>

**Trumbull Board of Education Expense vs Budget Detail**  
**Report for the Period Ended 1/31/2023**

<u>Account #</u>	<u>Account Description</u>	<u>Budget</u>			<u>Expended</u>	<u>Committed/ Estimates</u>	<u>Available/ (Over)</u>
		<u>Original</u>	<u>Transfers</u>	<u>Revised</u>			
	<b>Transportation Total</b>	<b>\$6,744,729</b>	<b>\$0</b>	<b>\$6,744,729</b>	<b>\$3,169,695</b>	<b>\$3,919,526</b>	<b>(\$344,492)</b>
<b><u>Communications</u></b>							
01422520-55903	Tech-Admin-Telephone Cell	\$33,500	\$0	\$33,500	\$18,284	\$16,777	(\$1,561)
01422520-55904	Tech-Admin-Telephone LAN	\$68,100	\$0	\$68,100	\$32,499	\$69,393	(\$33,792)
01422520-55907	Tech-Admin-WAN Communications	\$198,100	\$0	\$198,100	\$149,476	\$50,555	(\$1,931)
	<b>Communications Total</b>	<b>\$299,700</b>	<b>\$0</b>	<b>\$299,700</b>	<b>\$200,259</b>	<b>\$136,725</b>	<b>(\$37,283)</b>
<b><u>Postage</u></b>							
01902320-55900	Super-Admin-Postage	\$46,000	\$0	\$46,000	\$16,047	\$29,953	(\$1)
	<b>Postage Total</b>	<b>\$46,000</b>	<b>\$0</b>	<b>\$46,000</b>	<b>\$16,047</b>	<b>\$29,953</b>	<b>(\$1)</b>
<b><u>Advertising</u></b>							
01802130-55903	Human Resources-Admin-Advertising	\$1,675	\$0	\$1,675	\$1,750	\$0	(\$75)
01912520-55903	Bus Off-Admin-Advertising	\$1,300	\$0	\$1,300	\$0	\$0	\$1,300
	<b>Advertising Total</b>	<b>\$2,975</b>	<b>\$0</b>	<b>\$2,975</b>	<b>\$1,750</b>	<b>\$0</b>	<b>\$1,225</b>
<b><u>Interns</u></b>							
01401000-55502	THS-Classroom-Interns	\$48,750	\$0	\$48,750	\$17,823	\$15,300	\$15,627
01401000-55503	TECEC-Classroom-Interns	\$0	\$0	\$0	\$0	\$0	\$0
01511001-55500	BHES-Classroom-Interns	\$32,500	\$0	\$32,500	\$22,650	\$7,650	\$2,200
01521001-55500	FTES-Classroom-Interns	\$32,500	\$0	\$32,500	\$22,650	\$7,650	\$2,200
01531001-55500	DFES-Classroom-Interns	\$32,500	\$0	\$32,500	\$7,650	\$7,650	\$17,200
01541001-55500	MBES-Classroom-Interns	\$32,500	\$0	\$32,500	\$7,650	\$22,950	\$1,900
01551001-55500	JRES-Classroom-Interns	\$32,500	\$0	\$32,500	\$0	\$30,600	\$1,900
01581001-55500	TES-Classroom-Interns	\$32,500	\$0	\$32,500	\$15,300	\$15,300	\$1,900
01611001-55500	HMS-Classroom-Interns	\$48,750	\$0	\$48,750	\$15,300	\$27,900	\$5,550
01621001-55500	MMS-Classroom-Interns	\$48,750	\$0	\$48,750	\$15,300	\$30,600	\$2,850
	<b>Interns Total</b>	<b>\$341,250</b>	<b>\$0</b>	<b>\$341,250</b>	<b>\$124,323</b>	<b>\$165,600</b>	<b>\$51,327</b>
<b><u>Tuition</u></b>							
01396110-55600	PPS-L/W-Tuition Outplaced	\$4,807,698	\$0	\$4,807,698	\$2,878,536	\$2,246,982	(\$317,819)
01396110-55601	PPS-EXCESS COST REFUND(ECR)	(\$1,300,000)	\$0	(\$1,300,000)	\$0	(\$1,300,000)	\$0
01402320-55600	Asst Super-Admin-Tuition	\$454,000	\$0	\$454,000	\$415,534	\$42,644	(\$4,178)
01741200-55600	Adult Ed - Outgoing Tuition	\$0	\$0	\$0	\$0	\$85,000	(\$85,000)
	<b>Tuition Total</b>	<b>\$3,961,698</b>	<b>\$0</b>	<b>\$3,961,698</b>	<b>\$3,294,069</b>	<b>\$1,074,626</b>	<b>(\$406,997)</b>
<b><u>Printing</u></b>							
01011000-55906	TECEC-Admin-Printing	\$200	\$0	\$200	\$304	\$0	(\$104)
01011200-55906	PPS-Admin-Printing	\$500	\$0	\$500	\$148	\$77	\$275
01402320-55906	Asst Super-Admin-Printing	\$1,500	\$0	\$1,500	\$0	\$0	\$1,500
01412210-55906	Curr Dir-Admin-Printing	\$0	\$0	\$0	\$0	\$0	\$0
01612400-55906	HMS-Classroom-Printing	\$0	\$0	\$0	\$0	\$0	\$0
01622400-55906	MMS-Classroom-Printing	\$0	\$0	\$0	\$0	\$0	\$0
01711006-55906	THS-Ag Science-Printing	\$1,500	\$0	\$1,500	\$0	\$0	\$1,500
01712400-55906	THS-Admin-Printing	\$9,000	\$0	\$9,000	\$4,855	\$1,940	\$2,206
01713202-55906	THS-Activities-Printing	\$500	\$0	\$500	\$0	\$0	\$500
01902320-55905	Super-Admin-Printing	\$550	\$0	\$550	\$0	\$0	\$550
	<b>Printing Total</b>	<b>\$13,750</b>	<b>\$0</b>	<b>\$13,750</b>	<b>\$5,307</b>	<b>\$2,017</b>	<b>\$6,427</b>
<b><u>Other Purch'd Services</u></b>							
01011000-55800	TECEC-Admin-Professional Devt	\$700	\$0	\$700	\$575	\$250	(\$125)
01011000-55900	TECEC-Admin-Other Purch'd Prop Svcs	\$23,824	\$0	\$23,824	\$9,333	\$1,439	\$13,051
01011200-55800	PPS-Admin-Professional Devt	\$30,000	\$0	\$30,000	\$9,109	\$5,650	\$15,241
01011200-55801	PPS-D/W-Mileage	\$15,000	\$0	\$15,000	\$3,723	\$0	\$11,277
01401203-55801	Asst Super-L/W-Mileage	\$12,000	\$0	\$12,000	\$5,066	\$0	\$6,934
01402320-55800	Asst Super-Admin-Professional Devt	\$20,000	\$0	\$20,000	\$825	\$0	\$19,175
01402320-55900	Asst Super-Other Purchased Services	\$0	\$0	\$0	\$0	\$0	\$0
01412210-55800	Curr Dir-Admin-Professional Devt	\$64,370	\$0	\$64,370	\$39,937	\$5,760	\$18,673

**Trumbull Board of Education Expense vs Budget Detail  
Report for the Period Ended 1/31/2023**

Account #	Account Description	Budget			Expended	Committed/ Estimates	Available/ (Over)
		Original	Transfers	Revised			
01412210-55802	Admin-Prof Devt Admin	\$0	\$0	\$0	\$0	\$0	\$0
01422520-55800	Tech-Admin-Professional Devt	\$2,500	\$0	\$2,500	\$0	\$0	\$2,500
01422520-55804	Tech-Admin-Mileage	\$3,000	\$0	\$3,000	\$838	\$0	\$2,162
01512400-55800	BHES-Admin-Professional Devt	\$500	\$0	\$500	\$239	\$0	\$261
01522400-55800	FTES-Admin-Professional Devt	\$500	\$0	\$500	\$0	\$0	\$500
01532400-55800	DFES-Admin-Professional Devt	\$500	\$0	\$500	\$582	\$0	(\$82)
01542400-55800	MBES-Admin-Professional Devt	\$250	\$0	\$250	\$0	\$0	\$250
01552400-55800	JRES-Admin-Professional Devt	\$500	\$0	\$500	\$0	\$0	\$500
01582400-55800	TES-Admin-Professional Devt	\$500	\$0	\$500	\$420	\$0	\$80
01612400-55800	HMS-Admin-Professional Devt	\$1,500	\$0	\$1,500	\$318	\$0	\$1,182
01622400-55800	MMS-Admin-Professional Devt	\$1,500	\$0	\$1,500	\$0	\$0	\$1,500
01711001-55800	THS-Classroom-Professional Devt	\$0	\$0	\$0	\$0	\$0	\$0
01711011-55800	THS-World Language-Professional Devt	\$0	\$0	\$0	\$0	\$0	\$0
01711002-55800	THS-Art-Professional Devt	\$0	\$0	\$0	\$0	\$0	\$0
01712400-55800	THS-Admin-Professional Devt	\$3,500	\$0	\$3,500	\$1,743	\$610	\$1,147
01712400-55901	THS-Admin-Other Purch'd Svcs	\$1,750	\$0	\$1,750	\$0	\$0	\$1,750
01741200-55800	Continuing Ed-Admin-Professional Devt	\$0	\$0	\$0	\$0	\$0	\$0
01741200-55900	Continuing Ed-Other Purch'd Svcs	\$61,050	\$0	\$61,050	\$0	\$0	\$61,050
01802130-55800	Super-HR-Professional Devt	\$16,550	\$0	\$16,550	\$0	\$0	\$16,550
01802130-55900	Super-Personnel-Other Purch'd Svcs	\$115,800	\$0	\$115,800	\$115,944	\$23,004	(\$23,147)
01802320-55800	Super-Personnel-Professional Devt	\$0	\$0	\$0	\$0	\$0	\$0
01822230-55800	Facilities-Admin-Professional Devt	\$2,000	\$0	\$2,000	\$190	\$0	\$1,810
01822230-55910	Facilities-Admin-Other Purch'd Svcs	\$21,000	\$0	\$21,000	\$16,451	\$429	\$4,120
01842610-55803	Facilities-Admin-Mileage	\$2,500	\$0	\$2,500	\$1,220	\$0	\$1,280
01852632-55910	Facilities-Inside Maint-Other Purch'd Svcs	\$0	\$0	\$0	\$0	\$0	\$0
01882700-55800	Trans-Admin-Professional Devt	\$0	\$0	\$0	\$0	\$0	\$0
01902310-55800	Super-BOE-Professional Devt	\$1,400	\$0	\$1,400	\$0	\$1,200	\$200
01902320-55800	Super-Admin-Professional Devt	\$5,000	\$0	\$5,000	\$5,549	(\$0)	(\$549)
01912520-55800	Bus Off-Admin-Professional Devt	\$0	\$0	\$0	\$0	\$0	\$0
01922530-55804	Asst Super-Info Svcs-Oth Purch Svcs	\$14,000	\$0	\$14,000	\$13,000	\$3,760	(\$2,760)
<b>Other Purch'd Services Total</b>		<b>\$421,694</b>	<b>\$0</b>	<b>\$421,694</b>	<b>\$225,063</b>	<b>\$42,102</b>	<b>\$154,529</b>
<b>Purchased Other Services Total</b>		<b>\$11,831,796</b>	<b>\$0</b>	<b>\$11,831,796</b>	<b>\$7,036,513</b>	<b>\$5,370,548</b>	<b>(\$575,265)</b>

**Supplies**

**Supplies Teaching**

01011000-56111	TECEC-Classroom-Classroom Supplies	\$5,400	\$0	\$5,400	\$5,003	\$1,068	(\$671)
01011200-56111	PPS-Classroom-Classroom Supplies	\$27,000	\$0	\$27,000	\$13,687	\$2,265	\$11,048
01412214-56111	Curr Dir-D/W-Classroom Supplies	\$90,000	\$0	\$90,000	\$56,538	\$2,130	\$31,332
01511001-56111	BHES-Classroom Supplies	\$24,300	\$0	\$24,300	\$26,204	\$862	(\$2,766)
01512220-56901	BHES-Library-Supplies	\$2,700	\$0	\$2,700	\$3,539	\$0	(\$839)
01521001-56111	FTES-Classroom Supplies	\$27,900	\$0	\$27,900	\$21,287	\$2,713	\$3,900
01522220-56901	FTES-Library-Supplies	\$2,250	\$0	\$2,250	\$949	\$431	\$869
01531001-56111	DFES-Classroom Supplies	\$26,100	\$0	\$26,100	\$29,623	\$3,215	(\$6,737)
01532220-56901	DFES-Library-Supplies	\$2,250	\$0	\$2,250	\$2,585	\$225	(\$560)
01541001-56111	MBES-Classroom Supplies	\$27,000	\$0	\$27,000	\$24,003	\$1,380	\$1,617
01542220-56901	MBES-Library-Supplies	\$2,250	\$0	\$2,250	\$2,110	\$0	\$140
01551001-56111	JRES-Classroom Supplies	\$24,300	\$0	\$24,300	\$21,317	\$1,023	\$1,960
01552220-56901	JRES-Library-Supplies	\$2,250	\$0	\$2,250	\$1,800	\$0	\$450
01581001-56111	TES-Classroom Supplies	\$22,500	\$0	\$22,500	\$18,605	\$84	\$3,811
01582220-56901	TES-Library-Supplies	\$2,250	\$0	\$2,250	\$1,827	\$79	\$344
01611001-56111	HMS-Classroom-Classroom Supplies	\$31,500	\$0	\$31,500	\$18,080	\$5,691	\$7,729
01611016-56111	HMS-Music-Classroom Supplies	\$2,250	\$0	\$2,250	\$1,697	\$187	\$366
01611019-56111	HMS-PE/Health-Classroom Supplies	\$3,420	\$0	\$3,420	\$3,390	\$0	\$30
01612220-56111	HMS-Library-Supplies	\$1,935	\$0	\$1,935	\$1,814	\$106	\$15
01621001-56111	MMS-Classroom-Classroom Supplies	\$31,500	\$0	\$31,500	\$31,537	\$2,478	(\$2,514)
01621016-56111	MMS-Music-Classroom Supplies	\$2,475	\$0	\$2,475	\$980	\$1,314	\$181
01621019-56111	MMS-PE/Health-Classroom Supplies	\$2,250	\$0	\$2,250	\$1,992	\$0	\$258
01622220-56901	MMS-Library-Supplies	\$1,800	\$0	\$1,800	\$1,411	\$267	\$122
01711001-56111	THS-Classroom-Classroom Supplies	\$31,500	\$0	\$31,500	\$26,485	(\$0)	\$5,015
01711002-56112	THS-Art-Supplies	\$16,740	\$0	\$16,740	\$11,442	\$1,615	\$3,683
01711003-56112	THS-Business Ed-Supplies	\$1,530	\$0	\$1,530	\$969	\$0	\$561
01711006-56112	THS-Ag Science-Supplies	\$27,900	\$0	\$27,900	\$17,447	\$12,130	(\$1,677)
01711010-56112	THS-English-Supplies	\$900	\$0	\$900	\$701	\$188	\$11
01711011-56112	THS-World Language-Supplies	\$1,350	\$0	\$1,350	\$602	\$66	\$682

**Trumbull Board of Education Expense vs Budget Detail**  
**Report for the Period Ended 1/31/2023**

<u>Account #</u>	<u>Account Description</u>	<u>Budget</u>			<u>Expended</u>	<u>Committed/ Estimates</u>	<u>Available/ (Over)</u>
		<u>Original</u>	<u>Transfers</u>	<u>Revised</u>			
01711013-56112	THS-Family Consumer Science-Supplies	\$13,140	\$0	\$13,140	\$5,941	\$1,059	\$6,140
01711014-56112	THS-Technology Education-Supplies	\$18,900	\$0	\$18,900	\$8,959	\$3,871	\$6,070
01711015-56112	THS-Mathematics-Supplies	\$1,395	\$0	\$1,395	\$803	\$0	\$592
01711016-56112	THS-Music-Supplies	\$5,400	\$0	\$5,400	\$3,799	\$392	\$1,209
01711019-56112	THS-PE/Health-Supplies	\$2,700	\$0	\$2,700	\$1,986	\$0	\$714
01711022-56112	THS-Alternate School-Supplies	\$450	\$0	\$450	\$0	\$0	\$450
01711027-56112	THS-Science-Supplies	\$11,124	\$0	\$11,124	\$6,840	\$4,202	\$81
01711028-56112	THS-Social Studies-Supplies	\$792	\$0	\$792	\$275	\$267	\$250
01712120-56112	THS-Guidance-Supplies	\$0	\$0	\$0	\$0	\$0	\$0
01712220-56901	THS-Library-Supplies	\$2,740	\$0	\$2,740	\$2,634	\$225	(\$119)
01712221-56112	THS-Auditorium/Theater Tech-Supplies	\$0	\$0	\$0	\$0	\$0	\$0
01712400-56116	THS-Admin-Supplies	\$6,975	\$0	\$6,975	\$4,668	\$0	\$2,307
01713201-56112	Sports-Sports General-Supplies	\$126,000	\$0	\$126,000	\$74,145	\$48,457	\$3,399
	<b>Sports Supplies Total</b>	<b>\$126,000</b>	<b>\$0</b>	<b>\$126,000</b>	<b>\$74,145</b>	<b>\$48,457</b>	<b>\$3,399</b>
01741200-56110	Continuing Ed-Teaching Supplies	\$0	\$0	\$0	\$0	\$0	\$0
	<b>Supplies Teaching Total</b>	<b>\$635,116</b>	<b>\$0</b>	<b>\$635,116</b>	<b>\$457,672</b>	<b>\$97,988</b>	<b>\$79,456</b>
<b><u>Supplies Office</u></b>							
01011000-56110	TECEC-Admin-Office Supplies	\$4,050	\$0	\$4,050	\$4,429	\$91	(\$470)
01011200-56110	PPS-Admin-Office Supplies	\$900	\$0	\$900	\$932	\$165	(\$197)
01052130-56110	PPS-Health Services-Supplies	\$7,650	\$0	\$7,650	\$3,479	\$4,846	(\$675)
01402320-56110	Asst Super-Admin-Office Supplies	\$4,050	\$0	\$4,050	\$11,194	\$5,788	(\$12,932)
01412210-56110	Curr Dir-Admin-Office Supplies	\$0	\$0	\$0	\$0	\$0	\$0
01422214-56900	Tech-L/W-Parts	\$8,550	\$0	\$8,550	\$17,215	\$1,517	(\$10,181)
01422520-56110	Tech-Admin-Office Supplies	\$1,170	\$0	\$1,170	\$1,562	\$0	(\$392)
01422520-56900	Tech-Admin-Parts	\$4,320	\$0	\$4,320	\$320	\$0	\$4,000
01512400-56110	BHES-Admin-Office Supplies	\$3,600	\$0	\$3,600	\$2,450	\$0	\$1,150
01522400-56110	FTES-Admin-Office Supplies	\$3,600	\$0	\$3,600	\$1,353	\$508	\$1,739
01532400-56110	DFES-Admin-Office Supplies	\$3,600	\$0	\$3,600	\$1,206	\$382	\$2,013
01542400-56110	MBES-Admin-Office Supplies	\$3,600	\$0	\$3,600	\$3,261	\$0	\$339
01552400-56110	JRES-Admin-Office Supplies	\$3,600	\$0	\$3,600	\$2,683	\$401	\$515
01582400-56110	TES-Admin-Office Supplies	\$3,600	\$0	\$3,600	\$2,962	\$95	\$543
01612400-56110	HMS-Admin-Office Supplies	\$6,750	\$0	\$6,750	\$6,646	\$0	\$104
01622400-56110	MMS-Admin-Office Supplies	\$7,650	\$0	\$7,650	\$390	\$0	\$7,260
01712221-56900	THS-Auditorium/Theater Tech-Parts & Mainte	\$1,350	\$0	\$1,350	\$0	\$0	\$1,350
01712400-56110	THS-Admin-Office Supplies	\$3,150	\$0	\$3,150	\$1,232	\$1,725	\$193
01741200-56117	Continuing Ed-Office Supplies	\$0	\$0	\$0	\$0	\$0	\$0
01802130-56110	Human Resources-Admin-Office Supplies	\$2,925	\$0	\$2,925	\$853	\$114	\$1,958
01822230-56110	Facilities-Admin-Office Supplies	\$5,400	\$0	\$5,400	\$1,347	\$570	\$3,483
01882700-56110	Transportation-Office Supplies	\$3,600	\$0	\$3,600	\$801	\$2,799	\$0
01902320-56110	Super-Admin-Office Supplies	\$5,400	\$0	\$5,400	\$1,714	\$3,671	\$15
01912520-56110	Bus Off-Admin-Office Supplies	\$3,600	\$0	\$3,600	\$5,732	\$1,183	(\$3,315)
	<b>Supplies Office Total</b>	<b>\$92,115</b>	<b>\$0</b>	<b>\$92,115</b>	<b>\$71,760</b>	<b>\$23,855</b>	<b>(\$3,501)</b>
<b><u>Supplies Custodial</u></b>							
01842610-56130	Facilities-Custodial-Supplies	\$116,000	\$0	\$116,000	\$140,345	\$16,973	(\$41,318)
	<b>Supplies Custodial Total</b>	<b>\$116,000</b>	<b>\$0</b>	<b>\$116,000</b>	<b>\$140,345</b>	<b>\$16,973</b>	<b>(\$41,318)</b>
<b><u>Supplies Maintenance</u></b>							
01852622-56134	Facilities-Snow Removal-Supplies	\$9,000	\$0	\$9,000	\$5,607	\$1,193	\$2,200
01852623-56133	Facilities-Vehicles-Gas/Diesel	\$30,000	\$0	\$30,000	\$26,353	\$6,137	(\$2,490)
01852623-56134	Facilities-Vehicles-Supplies	\$15,000	\$0	\$15,000	\$9,021	\$9,564	(\$3,586)
01852625-56134	Facilities-Grounds-Supplies	\$10,000	\$0	\$10,000	\$4,624	\$8,464	(\$3,087)
01852626-56134	Facilities-Fertilizer	\$0	\$0	\$0	\$0	\$0	\$0
01852627-56134	Facilities-Lawn Care-Supplies	\$5,000	\$0	\$5,000	\$7,051	\$1,704	(\$3,755)
01852628-56134	Facilities-Paving-Supplies	\$0	\$0	\$0	\$20,243	\$0	(\$20,243)
01852631-56134	Facilities-Maintenance-Supplies	\$2,000	\$0	\$2,000	\$1,576	\$0	\$424
01852632-56134	Facilities-Inside Maintenance-Supplies	\$30,000	\$0	\$30,000	\$7,926	\$8,523	\$13,551
01852633-56134	Facilities-Electrical-Supplies	\$33,500	\$0	\$33,500	\$13,156	\$8,963	\$11,381
01852634-56134	Facilities-Fire Prot-Supplies	\$0	\$0	\$0	\$0	\$0	\$0
01852635-56134	Facilities-Floor Repair-Supplies	\$5,000	\$0	\$5,000	\$0	\$1,500	\$3,500
01852637-56134	Facilities-Glass-Supplies	\$1,000	\$0	\$1,000	\$0	\$0	\$1,000

**Trumbull Board of Education Expense vs Budget Detail**  
**Report for the Period Ended 1/31/2023**

<u>Account #</u>	<u>Account Description</u>	<u>Budget</u>			<u>Expended</u>	<u>Committed/ Estimates</u>	<u>Available/ (Over)</u>
		<u>Original</u>	<u>Transfers</u>	<u>Revised</u>			
01852638-56134	Facilities-Hardware-Supplies	\$5,000	\$0	\$5,000	\$6,555	\$2,574	(\$4,129)
01852639-56134	Facilities-HVAC-Supplies	\$55,000	\$0	\$55,000	\$25,245	\$12,012	\$17,743
01852641-56134	Facilities-Masonry-Supplies	\$0	\$0	\$0	\$0	\$0	\$0
01852642-56134	Facilities-Painting-Supplies	\$5,000	\$0	\$5,000	\$6,211	\$2,394	(\$3,605)
01852643-56134	Facilities-Plant Equip-Supplies	\$0	\$0	\$0	\$0	\$0	\$0
01852644-56134	Facilities-Plumbing-Supplies	\$35,000	\$0	\$35,000	\$22,431	\$8,771	\$3,798
01852645-56134	Facilities-Roofing-Supplies	\$0	\$0	\$0	\$0	\$0	\$0
01852646-56134	Facilities-Pest Control-Supplies	\$1,000	\$0	\$1,000	\$0	\$0	\$1,000
01852648-56134	Facilities-Indoor Air Quality-IAQ-Supplies	\$10,000	\$0	\$10,000	\$4,779	\$3,221	\$2,000
01852649-56134	Facilities-Welding-Supplies	\$0	\$0	\$0	\$798	\$352	(\$1,150)
	<b>Supplies Maintenance Total</b>	<b>\$251,500</b>	<b>\$0</b>	<b>\$251,500</b>	<b>\$161,575</b>	<b>\$75,373</b>	<b>\$14,553</b>

**Text & Workbooks**

01011000-56411	TECEC-Classroom-Text & Workbooks	\$1,300	\$0	\$1,300	\$1,341	\$0	(\$41)
01011200-56411	PPS-Admin-Text & Workbooks	\$4,300	\$0	\$4,300	\$3,517	(\$0)	\$783
01412210-56411	Curr Dir-D/W-Text & Workbooks	\$112,300	\$0	\$112,300	\$98,053	\$480	\$13,767
01511001-56411	BHES-Classroom-Text & Workbooks	\$34,000	\$0	\$34,000	\$30,957	\$543	\$2,500
01521001-56411	FTES-Classroom-Text & Workbooks	\$30,000	\$0	\$30,000	\$23,072	\$45	\$6,883
01531001-56411	DFES-Classroom-Text & Workbooks	\$28,664	\$0	\$28,664	\$20,493	\$92	\$8,078
01541001-56411	MBES-Classroom-Text & Workbooks	\$29,000	\$0	\$29,000	\$27,583	\$542	\$875
01551001-56411	JRES-Classroom-Text & Workbooks	\$29,000	\$0	\$29,000	\$21,173	\$1,824	\$6,003
01581001-56411	TES-Classroom-Text & Workbooks	\$29,000	\$0	\$29,000	\$22,339	\$146	\$6,515
01611001-56411	HMS-Classroom-Text & Workbooks	\$15,000	\$0	\$15,000	\$12,468	(\$0)	\$2,532
01621001-56411	MMS-Classroom-Text & Workbooks	\$15,000	\$0	\$15,000	\$4,986	\$1,572	\$8,443
01621016-56411	MMS-Music-Text & Workbooks	\$0	\$0	\$0	\$0	\$0	\$0
01711003-56411	THS-Business Ed-Text & Workbooks	\$9,225	\$0	\$9,225	\$8,485	(\$0)	\$740
01711006-56411	THS-Ag Science-Text & Workbooks	\$4,000	\$0	\$4,000	\$0	\$0	\$4,000
01711010-56411	THS-English-Text & Workbooks	\$18,000	\$0	\$18,000	\$17,997	\$0	\$3
01711011-56411	THS-World Language-Text & Workbooks	\$12,500	\$0	\$12,500	\$9,866	\$218	\$2,416
01711013-56411	THS-Family Consumer Science-Text & Workbooks	\$0	\$0	\$0	\$257	\$0	(\$257)
01711015-56411	THS-Mathematics-Text & Workbooks	\$15,100	\$0	\$15,100	\$1,624	\$0	\$13,476
01711019-56411	THS-PE/Health-Text & Workbooks	\$500	\$0	\$500	\$0	\$0	\$500
01711022-56411	THS-Alternate School-Text & Workbooks	\$0	\$0	\$0	\$0	\$0	\$0
01711027-56411	THS-Science-Text & Workbooks	\$9,800	\$0	\$9,800	\$1,772	\$707	\$7,320
01711028-56411	THS-Social Studies-Text & Workbooks	\$12,774	\$0	\$12,774	\$1,900	\$0	\$10,874
01741200-56411	Continuing Ed-Textbooks	\$0	\$0	\$0	\$0	\$0	\$0
	<b>Text &amp; Workbooks Total</b>	<b>\$409,463</b>	<b>\$0</b>	<b>\$409,463</b>	<b>\$307,883</b>	<b>\$6,171</b>	<b>\$95,410</b>

**Subscriptions**

01011200-56425	PPS-Admin-Periodicals	\$1,000	\$0	\$1,000	\$927	\$0	\$73
01412210-56425	Curr Dir-Admin-Periodicals	\$0	\$0	\$0	\$0	\$0	\$0
01412214-56426	Cur Dir-D/W-Online Subscriptions	\$281,048	\$0	\$281,048	\$280,071	\$0	\$977
01422520-56425	Tech-Admin-Periodicals	\$200	\$0	\$200	\$0	\$0	\$200
01512220-56425	BHES-Library-Periodicals	\$1,300	\$0	\$1,300	\$286	\$0	\$1,014
01522220-56425	FTES-Library-Periodicals	\$1,200	\$0	\$1,200	\$1,033	\$0	\$167
01532220-56425	DFES-Library-Periodicals	\$1,200	\$0	\$1,200	\$0	\$0	\$1,200
01542220-56425	MBES-Library-Periodicals	\$1,200	\$0	\$1,200	\$1,183	\$0	\$17
01552220-56425	JRES-Library-Periodicals	\$1,250	\$0	\$1,250	\$1,046	\$0	\$204
01582220-56425	TES-Library-Periodicals	\$1,250	\$0	\$1,250	\$1,021	\$0	\$229
01612220-56425	HMS-Library-Periodicals	\$1,750	\$0	\$1,750	\$1,481	\$259	\$10
01622220-56425	MMS-Library-Periodicals	\$1,250	\$0	\$1,250	\$1,056	(\$0)	\$194
01712220-56425	THS-Library-Periodicals	\$2,200	\$0	\$2,200	\$1,642	\$0	\$558
01712400-56425	THS-Admin-Periodicals	\$750	\$0	\$750	\$0	\$0	\$750
01822230-56425	Facilities-Admin-Periodicals	\$350	\$0	\$350	\$0	\$0	\$350
01882700-56425	Trans-Admin-Periodicals	\$0	\$0	\$0	\$0	\$0	\$0
01902310-56425	Super-BOE-Periodicals	\$0	\$0	\$0	\$0	\$0	\$0
01902320-56425	Super- Admin-Periodicals	\$700	\$0	\$700	\$434	\$96	\$170
	<b>Subscriptions Total</b>	<b>\$296,648</b>	<b>\$0</b>	<b>\$296,648</b>	<b>\$290,180</b>	<b>\$355</b>	<b>\$6,113</b>

**Testing Materials**

01011000-56904	TECEC-Classroom-Testing Materials	\$4,600	\$0	\$4,600	\$4,366	\$0	\$234
01011200-56904	PPS-L/W-Testing Materials	\$55,000	\$0	\$55,000	\$48,582	(\$0)	\$6,418
01412210-56904	Curr Dir-D/W-Testing Materials	\$110,000	\$0	\$110,000	\$88,301	\$3,700	\$17,999
01712120-56903	THS-Guidance-Testing Materials	\$400	\$0	\$400	\$0	\$0	\$400



**Trumbull Board of Education Expense vs Budget Detail**  
**Report for the Period Ended 1/31/2023**

<u>Account #</u>	<u>Account Description</u>	<u>Budget</u>			<u>Expended</u>	<u>Committed/ Estimates</u>	<u>Available/ (Over)</u>
		<u>Original</u>	<u>Transfers</u>	<u>Revised</u>			
	<b>Testing Materials Total</b>	<b>\$170,000</b>	<b>\$0</b>	<b>\$170,000</b>	<b>\$141,249</b>	<b>\$3,700</b>	<b>\$25,051</b>
<b><u>Books &amp; A/V</u></b>							
01512220-56420	BHES-Library-Books & Media	\$8,000	\$0	\$8,000	\$8,899	\$983	(\$1,882)
01522220-56420	FTES-Library-Books & Media	\$5,000	\$0	\$5,000	\$1,120	\$2,424	\$1,456
01532220-56420	DFES-Library-Books & Media	\$5,000	\$0	\$5,000	\$6,876	\$1,414	(\$3,290)
01542220-56420	MBES-Library-Books & Media	\$5,000	\$0	\$5,000	\$3,009	\$1,990	\$1
01552220-56420	JRES-Library-Books & Media	\$5,000	\$0	\$5,000	\$4,385	\$459	\$156
01582220-56420	TES-Library-Books & Media	\$5,000	\$0	\$5,000	\$3,187	\$1,410	\$402
01612220-56420	HMS-Library-Books & Media	\$2,000	\$0	\$2,000	\$1,357	\$608	\$34
01622220-56420	MMS-Library-Books & Media	\$2,250	\$0	\$2,250	\$1,939	\$271	\$41
01712220-56420	THS-Library-Books & Media	\$7,040	\$0	\$7,040	\$2,850	\$2,307	\$1,884
	<b>Books &amp; A/V Total</b>	<b>\$44,290</b>	<b>\$0</b>	<b>\$44,290</b>	<b>\$33,621</b>	<b>\$11,866</b>	<b>(\$1,198)</b>
<b><u>Software</u></b>							
01412210-56118	Curr Dir-D/W Software	\$5,000	\$0	\$5,000	\$4,875	\$0	\$125
01422214-56118	Tech-L/W-Software	\$188,925	\$0	\$188,925	\$204,425	\$2,968	(\$18,468)
01712120-56118	THS-Guidance-Software	\$0	\$0	\$0	\$0	\$0	\$0
	<b>Software Total</b>	<b>\$193,925</b>	<b>\$0</b>	<b>\$193,925</b>	<b>\$209,300</b>	<b>\$2,968</b>	<b>(\$18,343)</b>
<b><u>Energy</u></b>							
01842611-56201	Facilities-D/W-Heating Oil	\$0	\$0	\$0	\$0	\$0	\$0
01842611-56202	Facilities-D/W-Natural Gas	\$599,400	\$0	\$599,400	\$226,668	\$258,332	\$114,400
	<b>Energy Total</b>	<b>\$599,400</b>	<b>\$0</b>	<b>\$599,400</b>	<b>\$226,668</b>	<b>\$258,332</b>	<b>\$114,400</b>
<b><u>Other Supplies</u></b>							
01422214-56117	Tech-L/W-Computer Supplies	\$500	\$0	\$500	\$0	\$0	\$500
01422220-56117	Tech-Dist AV/Chan 17-Supplies	\$300	\$0	\$300	\$0	\$0	\$300
01422220-56900	Tech-Dist AV/Ch17-Parts	\$6,800	\$0	\$6,800	\$874	\$742	\$5,184
01613202-56119	HMS-Activities-Supplies	\$3,000	\$0	\$3,000	\$0	\$0	\$3,000
01623202-56119	MMS-Activities-Supplies	\$2,000	\$0	\$2,000	\$0	\$0	\$2,000
01712400-56270	THS-Admin-Security Supplies	\$1,500	\$0	\$1,500	\$151	\$0	\$1,349
01712400-56907	THS-Admin-Graduation	\$16,800	\$0	\$16,800	\$3,243	\$4,666	\$8,891
01713203-56906	THS-Activities-Fees, Awards & Supplies	\$1,500	\$0	\$1,500	\$12	\$0	\$1,488
01852625-56900	Fences/Playground-Supplies	\$0	\$0	\$0	\$0	\$0	\$0
01852636-56900	Furniture Repairs-Supplies	\$0	\$0	\$0	\$0	\$0	\$0
01882700-56270	Transportation-Bus Supplies	\$0	\$0	\$0	\$0	\$0	\$0
	<b>Other Supplies Total</b>	<b>\$32,400</b>	<b>\$0</b>	<b>\$32,400</b>	<b>\$4,280</b>	<b>\$5,408</b>	<b>\$22,712</b>
	<b>Supplies Total</b>	<b>\$2,840,857</b>	<b>\$0</b>	<b>\$2,840,857</b>	<b>\$2,044,533</b>	<b>\$502,989</b>	<b>\$293,335</b>
<b><u>Property</u></b>							
<b><u>Office Equipment</u></b>							
01612400-57301	HMS-Admin-Equipment	\$500	\$0	\$500	\$26	\$0	\$474
01622400-57301	MMS-Admin-Equipment	\$0	\$0	\$0	\$0	\$0	\$0
01822230-57301	Facilities-Admin-Equipment	\$350	\$0	\$350	\$0	\$0	\$350
	<b>Office Equipment Total</b>	<b>\$850</b>	<b>\$0</b>	<b>\$850</b>	<b>\$26</b>	<b>\$0</b>	<b>\$824</b>
<b><u>Office Furniture</u></b>							
01052130-57304	SPED-Health Services Furniture	\$0	\$0	\$0	\$813	\$0	(\$813)
01402320-57308	Asst. Super.-Furniture	\$0	\$0	\$0	\$208	\$0	(\$208)
01712400-57308	THS-Admin-Office Furniture	\$0	\$0	\$0	\$0	\$0	\$0
01822230-57308	Facilities-Admin-Furniture	\$0	\$0	\$0	\$0	\$0	\$0
01852651-57301	Facilities-Building Improvement-Furniture	\$0	\$0	\$0	\$0	\$0	\$0
	<b>Office Furniture Total</b>	<b>\$0</b>	<b>\$0</b>	<b>\$0</b>	<b>\$1,021</b>	<b>\$0</b>	<b>(\$1,021)</b>
<b><u>Classroom Equipment</u></b>							
01011000-57301	TECEC-Classroom-Instructional Equipment	\$4,000	\$0	\$4,000	\$2,428	\$750	\$822
01032130-57303	PPS-L/W-Equipment Instructional	\$15,000	\$0	\$15,000	\$14,430	\$423	\$147
01412210-57301	Curr Dir-D/W-Equipment Instructional	\$20,000	\$0	\$20,000	\$0	\$0	\$20,000

**Trumbull Board of Education Expense vs Budget Detail**  
**Report for the Period Ended 1/31/2023**

<u>Account #</u>	<u>Account Description</u>	<u>Budget</u>			<u>Expended</u>	<u>Committed/ Estimates</u>	<u>Available/ (Over)</u>
		<u>Original</u>	<u>Transfers</u>	<u>Revised</u>			
01421001-57310	Tech-Classroom-Computer Equipment	\$192,325	\$0	\$192,325	\$341,449	\$74,210	(\$223,334)
01422214-57301	Tech-L/W-Computer Equipment	\$10,500	\$0	\$10,500	\$8,594	(\$0)	\$1,906
01422220-57301	Tech-Dist AV/Ch17-Equipment Instructional	\$22,000	\$0	\$22,000	\$7,814	\$11,943	\$2,243
01511001-57301	BHES-Classroom-Equipment Instructional	\$2,500	\$0	\$2,500	\$1,263	\$0	\$1,237
01512220-57302	BHES-Library-Equipment Instructional	\$2,200	\$0	\$2,200	\$0	\$0	\$2,200
01521001-57301	FTES-Classroom-Equipment Instructional	\$2,400	\$0	\$2,400	\$1,626	\$548	\$226
01522220-57302	FTES-Library-Equipment Instructional	\$2,300	\$0	\$2,300	\$562	\$0	\$1,738
01531001-57301	DFES-Classroom-Equipment Instructional	\$2,500	\$0	\$2,500	\$0	\$0	\$2,500
01532220-57302	DFES-Library-Equipment Instructional	\$2,400	\$0	\$2,400	\$0	\$0	\$2,400
01541001-57301	MBES-Classroom-Equipment Instructional	\$4,000	\$0	\$4,000	\$1,796	\$0	\$2,204
01542220-57302	MBES-Library-Equipment Instructional	\$2,200	\$0	\$2,200	\$1,710	\$447	\$42
01551001-57301	JRES-Classroom-Equipment Instructional	\$2,500	\$0	\$2,500	\$0	\$0	\$2,500
01552220-57302	JRES-Library-Equipment Instructional	\$2,200	\$0	\$2,200	\$850	\$950	\$401
01581001-57301	TES-Classroom-Equipment Instructional	\$2,500	\$0	\$2,500	\$1,668	\$0	\$832
01582220-57302	TES-Library-Equipment Instructional	\$2,200	\$0	\$2,200	\$1,752	\$440	\$8
01611001-57301	HMS-Classroom-Equipment Instructional	\$3,400	\$0	\$3,400	\$0	\$2,450	\$950
01611016-57301	HMS-Music-Equipment Instructional	\$3,300	\$0	\$3,300	\$3,188	\$0	\$112
01612220-57302	HMS-Library-Equipment Instructional	\$1,700	\$0	\$1,700	\$148	\$1,501	\$51
01621001-57301	MMS-Classroom-Equipment Instructional	\$3,400	\$0	\$3,400	\$3,575	\$228	(\$403)
01621016-57301	MMS-Music-Equipment Instructional	\$3,500	\$0	\$3,500	\$2,328	\$517	\$654
01622220-57302	MMS-Library-Equipment Instructional	\$1,700	\$0	\$1,700	\$0	\$533	\$1,167
01711001-57301	THS-Classroom-Equipment	\$0	\$0	\$0	\$0	\$0	\$0
01711002-57301	THS-Art-Equipment Instructional	\$8,500	\$0	\$8,500	\$1,387	\$1,013	\$6,101
01711003-57301	THS-Business Ed-Equipment Instructional	\$0	\$0	\$0	\$0	\$0	\$0
01711006-57301	THS-Ag Science-Equipment Instructional	\$969	\$0	\$969	\$7,825	\$0	(\$6,856)
01711011-57301	THS-World Language-Equipment Instructional	\$5,600	\$0	\$5,600	\$6,380	\$0	(\$780)
01711013-57301	THS-Family Consumer Science-Equipment Inst	\$3,000	\$0	\$3,000	\$2,157	\$0	\$843
01711014-57301	THS-Technology Education-Equipment Instrucl	\$2,000	\$0	\$2,000	\$361	\$318	\$1,321
01711016-57301	THS-Music-Equipment Instructional	\$2,500	\$0	\$2,500	\$758	\$0	\$1,742
01711019-57301	THS-PE/Health-Equipment Instructional	\$3,500	\$0	\$3,500	\$1,671	\$961	\$868
01711027-57301	THS-Science-Equipment Instructional	\$8,755	\$0	\$8,755	\$0	\$7,541	\$1,214
01712220-57302	THS-Library-Equipment Instructional	\$775	\$0	\$775	\$400	\$0	\$375
01712221-57301	THS-Auditorium/Theater Tech-Equipment Inst	\$4,000	\$0	\$4,000	\$0	\$2,980	\$1,020
01712400-57301	THS-Admin-Equipment	\$0	\$0	\$0	\$0	\$0	\$0
01713201-57301	Sports-Sports General-Equipment Instructiona	\$30,000	\$0	\$30,000	\$22,216	\$2,943	\$4,841
	<b>Classroom Equipment Total</b>	<b>\$380,324</b>	<b>\$0</b>	<b>\$380,324</b>	<b>\$438,336</b>	<b>\$110,696</b>	<b>(\$168,708)</b>

**Classroom Furniture**

01011000-57308	TECEC-Classroom-Furniture	\$3,200	\$0	\$3,200	\$1,123	(\$0)	\$2,077
01511001-57308	BHES-Classroom-Furniture	\$2,000	\$0	\$2,000	\$0	\$138	\$1,862
01521001-57308	FTES-Classroom-Furniture	\$2,000	\$0	\$2,000	\$1,038	(\$0)	\$962
01531001-57308	DFES-Classroom-Furniture	\$2,000	\$0	\$2,000	\$3,196	\$106	(\$1,302)
01541001-57308	MBES-Classroom-Furniture	\$2,000	\$0	\$2,000	\$563	\$0	\$1,437
01551001-57308	JRES-Classroom-Furniture	\$2,000	\$0	\$2,000	\$1,935	\$0	\$65
01581001-57308	TES-Classroom-Furniture	\$2,000	\$0	\$2,000	\$0	\$150	\$1,850
01611001-57308	HMS-Classroom-Furniture	\$500	\$0	\$500	\$0	\$0	\$500
01621001-57308	MMS-Classroom-Furniture	\$0	\$0	\$0	\$0	\$0	\$0
	<b>Classroom Furniture Total</b>	<b>\$15,700</b>	<b>\$0</b>	<b>\$15,700</b>	<b>\$7,856</b>	<b>\$394</b>	<b>\$7,450</b>

**Building Equipment**

01842610-57301	Facilities-Custodial-Equipment	\$5,000	\$0	\$5,000	\$0	\$0	\$5,000
01852622-57307	Facilities-Snow Removal-Equipment	\$5,000	\$0	\$5,000	\$2,999	\$0	\$2,001
01852623-57307	Facilities-Vehicles-Equipment	\$1,000	\$0	\$1,000	\$1,474	\$2,526	(\$3,000)
01852625-57307	Facilities-Grounds-Equipment	\$20,000	\$0	\$20,000	\$6,660	\$0	\$13,340
01852627-57307	Facilities-Lawn Care-Equipment	\$20,000	\$0	\$20,000	\$0	\$0	\$20,000
01852632-57307	Facilities-Inside Maintenance-Equipment	\$1,000	\$0	\$1,000	\$0	\$0	\$1,000
01852633-57306	FacilitiesPlantBldg-Electrical-Equipment	\$0	\$0	\$0	\$6,889	\$6,459	(\$13,347)
01852633-57307	Facilities-Electrical-Equipment	\$0	\$0	\$0	\$0	\$0	\$0
01852639-57307	Facilities-HVAC-Equipment	\$25,000	\$0	\$25,000	\$0	\$0	\$25,000
01852643-57307	Facilities-Plant-Equipment	\$0	\$0	\$0	\$0	\$0	\$0
01852644-57307	Facilities-Plumbing-Equipment	\$1,000	\$0	\$1,000	\$0	\$0	\$1,000
01852648-57307	Facilities-IAQ-Equipment	\$5,000	\$0	\$5,000	\$0	\$0	\$5,000
01852654-57340	Facilities-Maintenance-Vehicle	\$0	\$0	\$0	\$0	\$0	\$0
	<b>Building Equipment Total</b>	<b>\$83,000</b>	<b>\$0</b>	<b>\$83,000</b>	<b>\$18,021</b>	<b>\$8,985</b>	<b>\$55,994</b>

**Trumbull Board of Education Expense vs Budget Detail**  
**Report for the Period Ended 1/31/2023**

Account #	Account Description	Budget			Expended	Committed/ Estimates	Available/ (Over)
		Original	Transfers	Revised			
Building Improvements							
01842611-57202	Facilities-Project Improvements to Site	\$0	\$0	\$0	\$0	\$0	\$0
01852650-57200	Facilities-Site-Building Improvement	\$15,000	\$0	\$15,000	\$5,670	\$4,050	\$5,280
01852650-57202	Facilities-Site-Building Improvement	\$0	\$0	\$0	\$0	\$0	\$0
01852651-57100	Facilities-Building Improvement	\$0	\$0	\$0	\$2,005	\$1,549	(\$3,554)
01852651-57102	Facilities-Building Improvement-Other	\$0	\$0	\$0	\$17,985	\$0	(\$17,985)
01852651-57202	Facilities-Building Improvement-Projects	\$30,000	\$0	\$30,000	\$285	\$0	\$29,715
	Building Improvements Total	\$45,000	\$0	\$45,000	\$25,945	\$5,599	\$13,456
Other Equipment							
01422520-57301	Tech-Admin-WAN Equipment	\$3,550	\$0	\$3,550	\$0	\$0	\$3,550
	Other Equipment Total	\$3,550	\$0	\$3,550	\$0	\$0	\$3,550
	Property Total	\$528,424	\$0	\$528,424	\$491,206	\$125,674	(\$88,456)
Miscellaneous							
Debt Service, Dues, Fees and Memberships							
01011000-58900	TECEC-Admin-Dues & Fees	\$800	\$0	\$800	\$406	\$325	\$69
01011200-58900	PPS-Admin-Dues & Fees	\$2,000	\$0	\$2,000	\$5,490	\$7,068	(\$10,558)
01402210-58900	Instructional-Dues & Fees	\$0	\$0	\$0	\$0	\$0	\$0
01402320-58900	Asst Super-Admin-Dues & Fees	\$7,000	\$0	\$7,000	\$5,412	\$0	\$1,588
01412210-58900	Curr Dir-Admin-Dues & Fees	\$0	\$0	\$0	\$0	\$0	\$0
01422520-58900	Tech-Admin-Dues & Fees	\$0	\$0	\$0	\$0	\$155	(\$155)
01512400-58900	BHES-Admin-Dues & Fees	\$550	\$0	\$550	\$399	\$0	\$151
01522400-58900	FTES-Admin-Dues & Fees	\$553	\$0	\$553	\$89	\$0	\$464
01532400-58900	DFES-Admin-Dues & Fees	\$500	\$0	\$500	\$0	\$132	\$368
01542400-58900	MBES-Admin-Dues & Fees	\$100	\$0	\$100	\$0	\$0	\$100
01552400-58900	JRES-Admin-Dues & Fees	\$550	\$0	\$550	\$0	\$0	\$550
01582400-58900	TES-Admin-Dues & Fees	\$550	\$0	\$550	\$487	\$0	\$63
01612400-58900	HMS-Admin-Dues & Fees	\$900	\$0	\$900	\$385	\$0	\$515
01622400-58900	MMS-Admin-Dues & Fees	\$900	\$0	\$900	\$764	\$0	\$136
01711006-58900	THS-Ag Science-Dues & Fees	\$899	\$0	\$899	\$190	\$45	\$664
01711019-58900	THS-PE/Health-Dues & Fees	\$0	\$0	\$0	\$0	\$0	\$0
01712120-58900	THS-Guidance-Dues & Fees	\$0	\$0	\$0	\$0	\$0	\$0
01712220-58900	THS-Library-Dues & Fees	\$0	\$0	\$0	\$0	\$0	\$0
01712400-58900	THS-Admin-Dues & Fees	\$11,225	\$0	\$11,225	\$11,249	\$0	(\$24)
01713201-58900	Sports-Sports General-Dues & Fees	\$40,000	\$0	\$40,000	\$30,582	\$9,196	\$223
01741200-58900	Cont Ed-Admin-Dues & Fees	\$0	\$0	\$0	\$0	\$0	\$0
01802130-58900	Human Resources-Admin-Dues & Fees	\$1,200	\$0	\$1,200	\$0	\$0	\$1,200
01822230-58900	Facilities-Admin-Dues & Fees	\$1,500	\$0	\$1,500	\$1,130	\$0	\$370
01882700-58900	Trans-Admin-Dues & Fees	\$375	\$0	\$375	\$450	\$0	(\$75)
01902320-58900	Super-Admin-Dues & Fees	\$21,700	\$0	\$21,700	\$19,769	\$2,318	(\$387)
01912520-58310	Redemption of Principal on Loans	\$335,343	\$0	\$335,343	\$166,734	\$167,671	\$938
01912520-58320	Interest on Loans	\$88,196	\$0	\$88,196	\$45,036	\$44,098	(\$938)
01912520-58900	Bus Off-Admin-Dues & Fees	\$7,132	\$0	\$7,132	\$3,796	\$0	\$3,336
	Dues, Fees and Memberships Total	\$521,973	\$0	\$521,973	\$292,367	\$231,008	(\$1,402)
Other Miscellaneous							
01912520-58904	D/W-Admin-Bad Debt Expense	\$1,000	\$0	\$1,000	\$0	\$0	\$1,000
	Other Miscellaneous Total	\$1,000	\$0	\$1,000	\$0	\$0	\$1,000
	Miscellaneous Total	\$522,973	\$0	\$522,973	\$292,367	\$231,008	(\$402)
Other Objects							
01412210-59000	Curr-District Wide Support	\$0	\$0	\$0	\$0	\$0	\$0
01912520-59000	Bus Office-Admin-Anticipated Surplus	\$0	\$0	\$0	\$0	\$0	\$0
01912520-59001	Bus Office-Intergovernmental transfer	(\$466,300)	\$0	(\$466,300)	\$0	\$0	(\$466,300)
	Other Objects Total	(\$466,300)	\$0	(\$466,300)	\$0	\$0	(\$466,300)
	Munis Report Total	\$115,915,558	\$0	\$115,915,558	\$58,973,957	\$56,183,104	\$758,497

FOR 2023 07

	ORIGINAL APPROP	TRANFRS/ ADJSTMTS	REVISED BUDGET	YTD EXPENDED	ENCUMBRANCES	AVAILABLE BUDGET	PCT USED
-----							
51111 TEACHERS-SPECIALISTS	-----						
09006001 51111 NP Teach	0	110,000	110,000	47,014.88	64,111.20	-1,126.08	101.0%
TOTAL TEACHERS-SPECIALISTS	0	110,000	110,000	47,014.88	64,111.20	-1,126.08	101.0%
TOTAL EXPENSES	0	110,000	110,000	47,014.88	64,111.20	-1,126.08	
51125 ADMINISTRATOR	-----						
09007001 51125 NP Admin	0	15,499	15,499	9,184.64	6,314.42	-.06	100.0%
TOTAL ADMINISTRATOR	0	15,499	15,499	9,184.64	6,314.42	-.06	100.0%
TOTAL EXPENSES	0	15,499	15,499	9,184.64	6,314.42	-.06	
51130 SECRETARY-CAL YR	-----						
09007001 51130 SEC-CALYR	0	15,970	15,970	9,393.41	6,457.98	118.61	99.3%
TOTAL SECRETARY-CAL YR	0	15,970	15,970	9,393.41	6,457.98	118.61	99.3%
TOTAL EXPENSES	0	15,970	15,970	9,393.41	6,457.98	118.61	
51140 CUST./MAINT. - REGULAR PAY	-----						
09005000 51140 CUST.MAINT	0	25,000	25,000	.00	.00	25,000.00	.0%
09006200 51140 POOLMAN	0	60,000	60,000	464.16	.00	59,535.84	.8%
TOTAL CUST./MAINT. - REGULAR PAY	0	85,000	85,000	464.16	.00	84,535.84	.5%
TOTAL EXPENSES	0	85,000	85,000	464.16	.00	84,535.84	
51141 CUST./MAINT. - OT - SCHOOL	-----						
09005000 51141 OT/SCHOOLS	0	100,000	100,000	30,519.93	.00	69,480.07	30.5%
09005000 51141 COVID OT/SCHOOLS	0	1,000	1,000	.00	.00	1,000.00	.0%
TOTAL CUST./MAINT. - OT - SCHOOL	0	101,000	101,000	30,519.93	.00	70,480.07	30.2%
TOTAL EXPENSES	0	101,000	101,000	30,519.93	.00	70,480.07	

FOR 2023 07

53302	Other Prof Services	ORIGINAL APPROP	TRANFRS/ ADJSTMTS	REVISED BUDGET	YTD EXPENDED	ENCUMBRANCES	AVAILABLE BUDGET	PCT USED
-----								
53302 Other Prof Services								
-----								
09006200	53302 Emer	0	500	500	.00	.00	500.00	.0%
	TOTAL Other Prof Services	0	500	500	.00	.00	500.00	.0%
	TOTAL EXPENSES	0	500	500	.00	.00	500.00	
54101 UTILITY EXPENSE - ELECTRICITY								
-----								
09002611	54101 Electricit	0	24,000	24,000	14,000.00	.00	10,000.00	58.3%
	TOTAL UTILITY EXPENSE - ELECTRICITY	0	24,000	24,000	14,000.00	.00	10,000.00	58.3%
	TOTAL EXPENSES	0	24,000	24,000	14,000.00	.00	10,000.00	
55102 Ace/Bei/THSJobShadow								
-----								
09007001	55102 NP Bus	0	937,579	937,579	394,915.25	567,394.75	-24,731.00	102.6%
	TOTAL Ace/Bei/THSJobShadow	0	937,579	937,579	394,915.25	567,394.75	-24,731.00	102.6%
	TOTAL EXPENSES	0	937,579	937,579	394,915.25	567,394.75	-24,731.00	
56136 SUPPLIES - OTHER PROJECTS								
-----								
09006200	56136 OTH PROJ	0	15,000	15,000	.00	.00	15,000.00	.0%
	TOTAL SUPPLIES - OTHER PROJECTS	0	15,000	15,000	.00	.00	15,000.00	.0%
	TOTAL EXPENSES	0	15,000	15,000	.00	.00	15,000.00	
	GRAND TOTAL	0	1,304,548	1,304,548	505,492.27	644,278.35	154,777.38	88.1%

\*\* END OF REPORT - Generated by Peg Brindisi \*\*

ACCOUNT ACCOUNT NAME	BEG. BALANCE	DEBITS	CREDITS	NET CHANGE	END BALANCE
100 10410 SA CASH ACCT - PEOPLES BANK	398,799.19	16,891.52	7,371.09	9,520.43	408,319.62
100 20032 THS Model Congress	-157.81	310.21	200.00	110.21	-47.60
100 20063 THS WELLNESS CENTER	-150.00	.00	.00	.00	-150.00
100 20068 MATH HONOR SOCIETY	-2,236.06	.00	.00	.00	-2,236.06
100 20082 THS ORCHESTRA	-535.60	.00	.00	.00	-535.60
100 20101 THS LIBRARY CLUB	-3,906.61	.00	.00	.00	-3,906.61
100 20110 THS Pink Ribbon	-1,357.00	.00	.00	.00	-1,357.00
100 20130 THS BOOK STORE	-2,316.18	660.22	.00	660.22	-1,655.96
100 20133 THS NEWSPAPER	-308.01	.00	.00	.00	-308.01
100 20139 THS TRILLIUM YEARBOOK	-19,820.13	1,000.00	1,000.00	.00	-19,820.13
100 20152 HILLCREST MIDDLE SCHOOL	-12,952.18	1,405.51	739.08	666.43	-12,285.75
100 20156 MADISON MIDDLE SCHOOL	-5,530.21	.00	1,819.00	-1,819.00	-7,349.21
100 20165 THS Class of 2018	-8,098.26	.00	.00	.00	-8,098.26
100 20166 THS Class of 2019	-2,291.64	.00	.00	.00	-2,291.64
100 20167 THS Class of 2020	-13,251.30	.00	.00	.00	-13,251.30
100 20168 THS Class of 2021	-1,815.58	.00	.00	.00	-1,815.58
100 20169 THS Class of 2022	-7,521.20	.00	.00	.00	-7,521.20
100 20170 THS Class of 2023	-17,295.16	.00	5,557.50	-5,557.50	-22,852.66
100 20171 THS Class of 2024	-20,241.23	5,557.50	.00	5,557.50	-14,683.73
100 20172 THS Class of 2025	-3,773.89	.00	.00	.00	-3,773.89
100 20173 THS Class of 2026	-1,000.00	.00	.00	.00	-1,000.00
100 20180 THS VOAG FUTURE FARMERS	-1,391.69	.00	.00	.00	-1,391.69
100 20190 THS VOAG FARM	-30,738.24	.00	470.00	-470.00	-31,208.24
100 20251 BOOTH HILL SCHOOL	-2,801.40	.00	.00	.00	-2,801.40
100 20252 FRENCHTOWN SCHOOL	423.32	568.44	6.00	562.44	985.76
100 20253 DANIELS FARM	-4,375.14	1,692.01	4,304.62	-2,612.61	-6,987.75
100 20254					

ACCOUNT ACCOUNT NAME	BEG. BALANCE	DEBITS	CREDITS	NET CHANGE	END BALANCE
MIDDLEBROOK SCHOOL 100 20255	-3,813.01	.00	14.00	-14.00	-3,827.01
JANE RYAN SCHOOL 100 20258	-429.79	.00	.00	.00	-429.79
TASHUA SCHOOL 100 20510	-5,440.58	.00	1,687.98	-1,687.98	-7,128.56
THS STUDENT COUNCIL 100 20550	-4,284.05	.00	.00	.00	-4,284.05
GENERAL FUND 100 20599	-3,691.84	.00	20.00	-20.00	-3,711.84
THS HISTORY HONOR SOCIETY 100 20603	-1,060.91	.00	.00	.00	-1,060.91
THS DECA (MARKETING EDUCATION) 100 20604	-13,960.17	1,601.26	391.50	1,209.76	-12,750.41
THS BAND 100 20605	-967.02	.00	.00	.00	-967.02
THS KEY CLUB 100 20606	-477.26	.00	.00	.00	-477.26
THS BEST BUDDIES 100 20607	-699.97	.00	510.00	-510.00	-1,209.97
THS HOME ECON. CLUB 100 20608	-2.23	.00	.00	.00	-2.23
THS LOST TEXTBOOKS 100 20609	-7,414.85	.00	19.95	-19.95	-7,434.80
THS Creative Minds 100 20611	-2,572.87	.00	.00	.00	-2,572.87
THS ACADEMIC DECATHLON 100 20613	-2,017.50	373.94	200.00	173.94	-1,843.56
THS LATIN CLUB 100 20614	-137.83	.00	.00	.00	-137.83
THS CHORAL GROUP 100 20615	-4,909.25	.00	.00	.00	-4,909.25
THS ITALIAN CLUB 100 20617	-724.65	.00	200.00	-200.00	-924.65
THS FUTURE BUSINESS LEADERS 100 20619	-2,813.86	.00	.00	.00	-2,813.86
FRENCH HONOR SOCIETY 100 20620	-396.00	.00	.00	.00	-396.00
THS FRENCH CLUB 100 20621	-877.64	.00	.00	.00	-877.64
THS MISCELLANEOUS 100 20622	-1,975.97	250.00	.00	250.00	-1,725.97
THS IN/OUT 100 20624	-4,127.81	1,488.52	41.00	1,447.52	-2,680.29
THS SPANISH CLUB 100 20625	-1,012.97	.00	.00	.00	-1,012.97
THS SODA MACHINE 100 20627	-825.74	.00	.00	.00	-825.74
THS World Lang.HONOR SOCIETIES 100 20628	-2,127.41	.00	.00	.00	-2,127.41
THS A.V. CLUB 100 20629	-11.13	.00	.00	.00	-11.13
THS SUNSHINE FUND	-539.38	.00	.00	.00	-539.38

ACCOUNT ACCOUNT NAME	BEG. BALANCE	DEBITS	CREDITS	NET CHANGE	END BALANCE
100 20630					
THS SKI CLUB	-58.33	.00	.00	.00	-58.33
100 20631					
THS SOAR Enterprises	-3,213.29	.00	487.00	-487.00	-3,700.29
100 20633					
THS WE THE PEOPLE	-121.96	.00	400.00	-400.00	-521.96
100 20637					
THS Ethics Club	177.95	.00	.00	.00	177.95
100 20639					
THS MODEL U.N. CLUB	-2,701.80	218.00	3,700.00	-3,482.00	-6,183.80
100 20640					
THS INTERACT CLUB	-57.24	.00	.00	.00	-57.24
100 20641					
THS THESPIAN SOCIETY	-17,699.04	626.52	.00	626.52	-17,072.52
100 20642					
THS Youth to Youth	-410.62	.00	.00	.00	-410.62
100 20643					
THS GRADUATION-CAP & GOWNS	-28,742.98	.00	720.00	-720.00	-29,462.98
100 20644					
THS ROBOTICS CLUB	-2,835.59	321.52	.00	321.52	-2,514.07
100 20645					
THS LINK CREW LEADERS	-18,202.13	439.58	.00	439.58	-17,762.55
100 20646					
THS CHEERLEADING	-433.78	.00	.00	.00	-433.78
100 20647					
THS FASHION CLUB	-390.12	.00	.00	.00	-390.12
100 20648					
THS Shades Club	-2,360.34	.00	.00	.00	-2,360.34
100 20649					
THS Dance Team	-100.00	.00	.00	.00	-100.00
100 20702					
THS PEER LEADERS	-308.03	.00	.00	.00	-308.03
100 20703					
THS PEER MEDIATION CLUB	-3,498.74	.00	.00	.00	-3,498.74
100 20704					
THS BOYS TENNIS	-2,273.77	.00	.00	.00	-2,273.77
100 20706					
THS NATIONAL ENGLISH HONOR SOC	-5,243.70	.00	.00	.00	-5,243.70
100 20707					
THS NATIONAL HONOR SOCIETY	376.18	.00	.00	.00	376.18
100 20708					
THS POETRY	-55.40	.00	.00	.00	-55.40
100 20709					
THS ALT METHODS OF PYMNT	37.77	.00	.00	.00	37.77
100 20710					
THS GIRLS BASKETBALL	-2,847.48	614.20	.00	614.20	-2,233.28
100 20711					
THS BOYS BASKETBALL	-40.27	.00	.00	.00	-40.27
100 20712					
THS GLOW CLUB	-83.00	.00	.00	.00	-83.00
100 20713					
THS GRAPHIC DESIGN	-214.00	.00	.00	.00	-214.00
100 20714					



ACCOUNT ACCOUNT NAME	BEG. BALANCE	DEBITS	CREDITS	NET CHANGE	END BALANCE
THS GYMNASTICS 100 20715	-2,378.63	.00	.00	.00	-2,378.63
THS BUS.ED.ENTREPRENEUR 100 20718	-1,424.85	669.00	206.00	463.00	-961.85
THS GIRLS CROSS COUNTRY 100 20719	-22.25	.00	.00	.00	-22.25
THS GOLF 100 20726	-566.95	.00	.00	.00	-566.95
THS GIRLS INDOOR TRACK 100 20727	177.98	.00	.00	.00	177.98
THS BOYS INDOOR TRACK 100 20728	-2,276.96	.00	.00	.00	-2,276.96
THS MOCK TRIAL 100 20732	-161.46	.00	.00	.00	-161.46
THS GIRLS OUTDOOR TRACK 100 20733	-1,269.74	.00	.00	.00	-1,269.74
THS GIRLS TENNIS 100 20736	-1,432.40	.00	.00	.00	-1,432.40
THS Allies for Angles 100 20737	-1,570.20	.00	.00	.00	-1,570.20
THS Science Honor Society 100 20738	-948.03	53.17	.00	53.17	-894.86
THS SEAL OF BILITERACY 100 20810	-843.00	5.00	125.00	-120.00	-963.00
Trumbull Football Alumni Assoc 100 24004	-1,000.00	.00	.00	.00	-1,000.00
Due to Fund 001/Town 100 24008	-53,292.48	.00	3,556.40	-3,556.40	-56,848.88
Due to Fund 205/BOE Programs 100 29280	-9,737.62	.00	1,000.00	-1,000.00	-10,737.62
ACCOUNTS PAYABLE	.00	10,889.27	10,889.27	.00	.00
<hr/>					
TOTALS FOR FUND 100 STUDENT ACTIVITY FUND	.00	45,635.39	45,635.39	.00	.00
<hr/>					
REPORT TOTALS	.00	45,635.39	45,635.39	.00	.00

FOR 2023 07

	ORIGINAL APPROP	TRANFRS/ ADJSTMTS	REVISED BUDGET	YTD EXPENDED	ENCUMBRANCES	AVAILABLE BUDGET	PCT USED
2009010 IDEA-611 20977	0	1,667,031	1,667,031	664,670.40	726,898.41	275,462.19	83.5%
2009011 IDEA-611 NP 20977	0	98,778	98,778	15,942.41	21,739.69	61,095.74	38.1%
2009063 CT SEDS Grant	0	10,000	10,000	8,500.00	.00	1,500.00	85.0%
2009080 TITLE III-A 20868	0	63,221	63,221	15,260.87	22,575.07	25,384.99	59.8%
2009081 TITLE III-A NP	0	7,065	7,065	.00	.00	7,065.38	.0%
2009112 ESSER NonPublic 9.30.22	0	16,733	16,733	16,073.87	.00	658.84	96.1%
2009118 ESSER II-\$25K SERA 6.30.23	0	14,961	14,961	6,200.48	1,286.98	7,474.01	50.0%
2009119 ESSER II-SERA 6.30.23	0	65,723	65,723	42,266.00	22,654.00	803.37	98.8%
2009120 ESSER II 9.30.23	0	117,110	117,110	47,945.27	51,743.56	17,421.51	85.1%
2009121 ESSER ARP 9.30.24	0	1,243,029	1,243,029	349,473.95	345,253.90	548,301.15	55.9%
2009124 ARP IDEA 611 6.30.23	0	312,913	312,913	11,130.00	73,735.00	228,047.89	27.1%
2009125 ARP IDEA 619 6.30.23	0	17,351	17,351	.00	.00	17,351.00	.0%
2009140 TITLE I 20679	0	28,540	28,540	91,844.81	107,115.60	-170,420.02	697.1%
2009141 TITLE I NP	0	2,890	2,890	.00	.00	2,889.78	.0%
2009301 TITLE IV-A NP 20873	0	2,546	2,546	.00	.00	2,546.06	.0%
2009350 HEADSTART ABCD OCT-SEPT	0	399,628	399,628	176,592.85	157,262.62	65,772.57	83.5%
2009370 HEADSTARTFOOD-CACFP 10/1-9/	0	4,265	4,265	382.24	22,000.00	-18,117.37	524.8%
2009450 IDEA PRE-K 20983	0	46,407	46,407	16,850.09	17,127.26	12,429.29	73.2%
2009460 OPEN CHOICE	0	322,920	322,920	144,649.52	9,134.13	169,136.78	47.6%
2009470 PERKINS GRANT 20742	0	61,404	61,404	5,919.88	38,059.53	17,424.59	71.6%
2009480 TITLE II PART A 20858	0	92,090	92,090	97,139.84	77,016.03	-82,066.04	189.1%
2009481 TITLE II-A NP 20858	0	16,786	16,786	175.00	360.00	16,250.99	3.2%
2009505 TPAUD-DFC	0	166,870	166,870	83,226.01	16,825.49	66,818.15	60.0%
2009509 TPAUD-Local Prevention Coun	0	5,663	5,663	4,288.65	1,256.10	118.15	97.9%
2009520 MAGNET TRANSPORTATION	0	102,800	102,800	.00	.00	102,800.00	.0%
2009710 SPED Stipend	0	10,000	10,000	10,000.00	.00	.00	100.0%
2009712 SPEDStipend-ParaDevlpmnt	0	5,000	5,000	5,000.00	.00	.00	100.0%
GRAND TOTAL	0	4,901,725	4,901,725	1,813,532.14	1,712,043.37	1,376,149.00	71.9%

\*\* END OF REPORT - Generated by Peg Brindisi \*\*

Trumbull Board of Education												
Special Revenue BOE Programs												
							7/1/22 to 1/31/23				Fund Balance(Deficit) as of	
Org#	Description	Org	Obj	Prj	Revenues	Adj Journal for Prior Year Unliquidated POs closed out to the Fund Balance	Operating Transfer In (Out) also reflected in Revenue (Expense)	Expenditures	Encumbrances	Revenues over (under) Expenditures includes Operating Transfers	7/1/22	1/31/2023
2051660	ACE Foundation	205	31510	Ace	-	-	-	-	-	-	58	58
2059530	Agriscience	205	31510	Agri	-	-	-	25,659	(0)	(25,659)	203,581	177,922
2051121	Athletics	205	31510	Athle	245,877	-	-	58,800	-	187,076	151,433	338,509
2052651	Building Use	205	31510	bldgu	15,701	-	-	9,772	105	5,824	27,577	33,401
2051650	Continuing Ed	205	31510	ContE	53,558	-	-	22,784	16,812	13,961	3,493	17,454
2051100	Driver's Education	205	31510	DrEd	5,400	-	-	1,440	2,160	1,800	22,874	24,674
2051711	E Sports	205	31510	Sport	10,574	-	-	4,012	800	5,762	-	5,762
2051717	Elementary Strings/Band	205	31510	Pay	59,594	-	-	113,940	135,802	(190,149)	25,301	(164,848)
2051713	ELITE Business Program	205	31510	ELITE	31,331	-	-	64,879	38,546	(72,094)	2,976	(69,118)
2056230	Guidance/Testing	205	31510	Guid	210	-	-	-	-	210	11,305	11,515
2059240	Interdistrict (TECEC*/REACH*/IIP*)	205	31510	Inter	394,269	-	-	116,764	145,791	131,714	41,078	172,792
2059540	Madison Grant	205	31510	Mad	-	-	-	-	-	-	368	368
2059490	THS Miscellaneous	205	31510	Misc	-	-	-	-	-	-	2,401	2,401
2051019	PE Day	205	31510	PE	-	-	-	-	-	-	247	247
2051200	SBCH-PPS Medicaid Program	205	31510	Medic	104,112	-	-	41,992	34,049	28,071	4,308	32,379
2055904	Rebates	205	31510	Reb	60,994	-	-	12,412	-	48,582	34,532	83,114
2051600	Summer Explorations	205	31510	SS	276,915	-	-	203,081	16,146	57,688	2,838	60,525
2052221	Take Home Device Insurance	205	31510	Take	55,890	-	-	33,622	-	22,268	(40)	22,228
2057100	THS AP Testing	205	31510	TEST	1,482	-	-	2,141	-	(659)	17,500	16,841
2051380	THS Auditorium	205	31510	Audi	362	-	-	1,387	-	(1,025)	3,762	2,737
2059400	THS Connections	205	31510	Cnnct	-	-	-	-	-	-	1,125	1,125
2059450	THS Culinary Kitchen Catering	205	31510	Culin	3,467	-	-	5,722	1,434	(3,689)	5,960	2,271
2055400	THS Musical	205	31510	music	11,555	-	-	30,456	2,735	(21,636)	44,953	23,317
2051790	THS Student Parking	205	31510	Park	19,838	-	-	2,730	-	17,107	-	17,107
2059510	Typical or Troubled Grant	205	31510	typic	-	-	-	-	-	-	643	643
2056207	Used Book Sales	205	31510	UsedB	-	-	-	-	-	-	2,145	2,145
2055213	Voluntary Insurance	205	31510	VSION	-	-	-	16,920	132,760	(149,680)	3,341	(146,339)
	Total Special Revenue Fund				\$ 1,351,127	\$ -	\$ -	\$ 768,514	\$ 527,141	\$ 55,472	\$ 613,758	\$ 669,229
	* TECEC-Trumbull Early Childhood Education Center											
	* REACH-Regional Educational Academic and Counseling Help											
	* IIP-Interim Instructional (transition) Program											

School Lunch Financials for 2022-2023 School Year - FUND 210														
	7/31/2022 YTD	7/31/2022 Month	8/31/2022 YTD	8/31/2022 Month	9/30/2022 YTD	9/30/2022 Month	10/31/2022 YTD	10/31/2022 Month	11/30/2022 YTD	11/30/2022 Month	12/31/2022 YTD	12/31/2022 Month	1/31/2023 YTD	1/31/2023 Month
Balance Sheet														
Assets:														
Cash	2,353,522		2,651,224		2,731,309		2,509,757		2,922,960		3,324,584		3,762,475	
Receivables	353,365		94,481		241,334		379,432		864,371		573,585		341,736	
Inventory	36,643		36,643		84,817		78,447		81,720		86,785		78,466	
Prepaid Expense	-		-		-		-		-		-		-	
Due From Others	-		-		-		-		-		-		-	
Total Assets:	2,743,529		2,782,347		3,057,460		2,967,636		3,869,051		3,984,954		4,182,677	
Liabilities:											-		-	
Accounts Payable	-		-		285,869		176,278		144,554		126,407		129,747	
Deferred Revenue	78,517		117,296		122,734		122,694		(308)		149,547		148,420	
Due to Town	1,142,004		1,194,143		1,342,132		1,488,537		1,636,565		1,830,980		1,959,247	
Reserve for Encumbrance	-		-		-		-		-		-		-	
Total Liabilities:	1,220,521		1,311,439		1,750,735		1,787,510		1,780,812		2,106,933		2,237,413	
Fund Balances:	1,523,008		1,470,908		1,306,725		1,180,126		2,088,240		1,878,021		1,945,264	
Statement of Revenues, Expenditures and Changes in Fund Balances														
Revenue/increases:														
Food Sales/Charges for Service	297	297	747	450	70,562	69,816	134,221	63,659	342,277	208,056	366,350	24,073	587,282	220,932
Intergovernmental	(0)	(0)	(0)	(0)	151,685	151,685	290,516	138,831	1,161,090	870,574	1,242,587	81,497	1,347,070	104,484
Other Income/Interest	-	-	-	-	-	-	-	-	118,753	118,753	118,753	-	126,912	8,159
Intergovernmental (Town) Transfer	-	-	-	-	-	-	-	-	-	-	-	-	-	-
Increases	-	-	-	-	-	-	-	-	-	-	-	-	-	-
Total revenue/increases	297	297	747	450	222,247	221,501	424,737	202,490	1,622,120	1,197,383	1,727,690	105,570	2,061,265	333,575
Expenses/decreases											-		-	
Wages	-	-	6,707	6,707	115,832	109,124	218,727	102,896	325,273	106,546	472,086	146,812	559,483	87,398
FICA	-	-	470	470	6,078	5,608	11,464	5,385	16,948	5,484	25,257	8,309	29,901	4,644
Medical	46,860	46,860	91,804	44,944	124,028	32,224	161,036	37,008	195,939	34,903	233,722	37,783	269,041	35,319
Other Expenses	(468)	(468)	(102)	367	22,817	22,918	27,460	4,643	30,811	3,351	39,951	9,139	44,365	4,415
Supplies	-	-	62	62	15,309	15,248	27,968	12,659	40,476	12,508	51,027	10,551	62,008	10,981
Cost of Food	-	-	-	-	193,051	193,051	356,178	163,126	482,655	126,478	582,024	99,368	701,941	119,917
Equipment/Capital	-	-	-	-	7,511	7,511	10,882	3,371	10,882	-	14,707	3,826	18,367	3,660
Intergovernmental Transfer	-	-	-	-	-	-	-	-	-	-	-	-	-	-
Decreases	-	-	-	-	-	-	-	-	-	-	-	-	-	-
Total Expenditures/Increases	46,392	46,392	98,942	52,550	484,626	385,684	813,715	329,088	1,102,984	289,269	1,418,773	315,789	1,685,105	266,333
Incr/(Decr) in fund balances before operating transfers	(46,095)		(98,195)		(262,379)		(388,977)		519,136		308,917		376,160	
Operating Transfers in/(out)	-		-		-		-		-		-		-	
Incr/(Decr) in fund balances after operating transfers	(46,095)		(98,195)		(262,379)		(388,977)		519,136		308,917		376,160	
Fund Balances:											-		-	
Beginning of year	1,569,104		1,569,104		1,569,104		1,569,104		1,569,104		1,569,104		1,569,104	
End of period	1,523,008		1,470,908		1,306,725		1,180,126		2,088,240		1,878,021		1,945,264	
Months Revenue Control	297		450		221,501		202,490		1,197,383		105,570		333,575	
Month Expenditure Control	46,392		52,550		385,684		329,088		289,269		315,789		266,332	
Profit (Loss) for the month	(46,095)		(52,100)		(164,183)		(36,487)		908,113		(210,219)		67,243	

# School Lunch Financials As of January 31, 2023 - FUND 210

Balance Sheet as of 1/31	Budget	1/31/23 School Lunch	Encumbered	Available/ (Over)	1/31/22 School Lunch	YTY Diff.	% Change
<b>Assets:</b>							
Cash		3,762,475			1,608,662	2,153,814	133.89%
Receivables		341,736			731,654	(389,919)	-53.29%
Inventory		78,466			64,993	13,473	20.73%
Prepaid Expense							
Due From Others							
<b>Total Assets:</b>		4,182,677			2,405,309	1,777,368	73.89%
<b>Liabilities:</b>							
Accounts Payable		129,747			150,046	(20,299)	-13.53%
Deferred Revenue		148,420			115,402	33,017	28.61%
Due to Town		1,959,247			1,506,823	452,424	30.02%
Reserve for Encumbrance						-	
<b>Total Liabilities:</b>		2,237,413			1,772,271	465,142	26.25%
<b>Fund Balances:</b>		1,945,264			633,037	1,312,226	207.29%

## Statement of Revenues, Expenditures and Changes in Fund Balances for the 5 months ended 1/31

### Revenue/increases:

Food Sales/Charges for Service	1,248,000	587,282	-	660,718	311,565	275,717	88.49%
Intergovernmental	317,500	1,347,070	-	(1,029,570)	1,722,805	(375,735)	-21.81%
Other Income/Interest	-	126,912	-	(126,912)	-	126,912	
Intergovernmental (Town) Transfer				-	-	-	
Increases				-	-	-	
<b>Total revenue/increases</b>	1,565,500	2,061,265	-	(495,765)	2,034,371	26,894	1.32%

### Expenses/decreases

Wages	554,769	559,483	517,118	(521,832)	536,156	23,327	4.35%
FICA	45,816	29,901	-	15,915	29,810	91	0.30%
Medical	218,333	269,041	217,797	(268,505)	246,894	22,147	8.97%
Other Expenses	20,724	44,365	465	(24,106)	37,059	7,307	19.72%
Supplies	37,500	62,008	15,871	(40,379)	55,506	6,502	11.71%
Cost of Food	740,055	701,941	546,397	(508,283)	727,018	(25,077)	-3.45%
Equipment/Capital	55,870	18,367	9,668	27,835	7,417	10,950	147.64%
Intergovernmental (Town) Transfer				-	-	-	
Decreases				-	-	-	
<b>Total Expenditures/Increases</b>	1,673,067	1,685,105	1,307,316	(1,319,355)	1,639,858	45,247	2.76%

Incr/(Decr) in fund balances before operating transfers		376,160			394,512	(18,352)	-4.65%
---	--	---------	--	--	---------	----------	--------

### Operating Transfers in/(out)

Incr/(Decr) in fund balances after operating transfers		376,160			394,512	(18,352)	-4.65%
--	--	---------	--	--	---------	----------	--------

### Fund Balances:

Beginning of year		1,569,104			238,526	1,330,578	557.83%
End of period		1,945,264			633,037	1,312,226	207.29%

Months Revenue Control		333,575			362,436		
Months Exp Control		266,332			260,934		

Profit (Loss) for the month		67,243			101,502	(34,259)	-33.75%
-----------------------------	--	--------	--	--	---------	----------	---------

Trumbull Board of Education									
Scholarship Details									
Fund Balance as of 7/1/22			Account Name	7/1/22 to 1/31/23			Fund Balance as of 1/31/23		
Restricted	Unrestricted	Total		Revenues	Expenditures	Net Rev(Exp)	Restricted	Unrestricted	Total
1,685.00	194.78	1,879.78	Brewster	0	-	0	1,685	195	1,880
-	7,445.54	7,445.54	Peter Burke	1	-	1	-	7,447	7,447
-	1,639.88	1,639.88	K. Capobianco	0	-	0	-	1,640	1,640
-	9,954.96	9,954.96	Donna Cassidy	2	-	2	-	9,957	9,957
-	39.64	39.64	Citizenship/Holdsworth	0	-	0	-	40	40
-	33,542.50	33,542.50	Chelsea Cunha	757	-	757	-	34,299	34,299
-	6,477.24	6,477.24	Mary Curtiss	1	-	1	-	6,479	6,479
10,000.00	1,134.62	11,134.62	S. Dick Electronics	2	-	2	10,000	1,137	11,137
-	1,093.48	1,093.48	Ran Grinnell	0	-	0	-	1,094	1,094
-	3,890.94	3,890.94	Clare Hampford	1	-	1	-	3,892	3,892
-	9.98	9.98	G. Hartz	0	-	0	-	10	10
-	-	-	Peter Horton	11,085	-	11,085	-	11,085	11,085
-	3,241.69	3,241.69	Klein/ Danaher	1	-	1	-	3,242	3,242
-	78.20	78.20	Lorimer	0	-	0	-	78	78
-	556.76	556.76	Dr. Gloria Maina	0	-	0	-	557	557
-	165.01	165.01	Frances S. Mallett	0	-	0	-	165	165
-	13,219.02	13,219.02	Loretta McDougall	3	-	3	-	13,222	13,222
-	9,128.05	9,128.05	Karen Mraz	352	-	352	-	9,480	9,480
-	537.26	537.26	National Merit	0	-	0	-	537	537
-	512.21	512.21	Ralph Pascale	0	-	0	-	512	512
8,000.00	1,036.15	9,036.15	PHNA	2	-	2	8,000	1,038	9,038
-	15,912.58	15,912.58	Jill Resnick	3	-	3	-	15,916	15,916
5,190.00	969.43	6,159.43	R. Rossomando	1	-	1	5,190	971	6,161
2,500.00	313.40	2,813.40	R. Simses	1	-	1	2,500	314	2,814
2,200.00	276.01	2,476.01	R. Stowe	0	-	0	2,200	277	2,477
-	1,113.47	1,113.47	Trumbull High	0	-	0	-	1,114	1,114
-	211.57	211.57	Jennie N. Villano	0	-	0	-	212	212
10,000.00	1,137.47	11,137.47	Zink	2	-	2	10,000	1,140	11,140
\$ 39,575.00	\$ 113,831.84	\$ 153,406.84	Total Scholarship Fund	\$ 12,215	\$ -	\$ 12,215	\$ 39,575	\$ 126,047	\$ 165,622

FOR 2023 07

	ORIGINAL APPROP	TRANFRS/ ADJSTMTS	REVISED BUDGET	YTD ACTUAL	ENCUMBRANCES	AVAILABLE BUDGET	PCT USE/COL
-----							
2051713 ELITE Business Program							
-----							
2051713 40205 DONATIONS	0	0	0	-3,164.52	.00	3,164.52	100.0%
2051713 40400 REVENUE	0	0	0	-27,283.88	.00	27,283.88	100.0%
2051713 40410 GCRV	0	0	0	-580.00	.00	580.00	100.0%
2051713 40490 MiscRev	0	0	0	-302.69	.00	302.69	100.0%
2051713 51120 AIDE-CLSRM	0	0	0	12,661.19	.00	-12,661.19	100.0%*
2051713 52001 FICA/MEDIC	0	0	0	362.18	.00	-362.18	100.0%*
2051713 54000 PURCH. PROP	0	0	0	3,555.18	3,044.82	-6,600.00	100.0%*
2051713 54101 ELECTRIC	0	0	0	3,074.69	425.31	-3,500.00	100.0%*
2051713 54410 RENT	0	0	0	28,064.56	20,385.40	-48,449.96	100.0%*
2051713 54900 PROP SERV	0	0	0	6,744.53	2,204.32	-8,948.85	100.0%*
2051713 55000 Other Purc	0	0	0	2,238.42	1,708.58	-3,947.00	100.0%*
2051713 56000 Supplies	0	0	0	6,063.84	10,644.36	-16,708.20	100.0%*
2051713 56202 NATUR. GAS	0	0	0	866.41	133.59	-1,000.00	100.0%*
2051713 57000 Equipment	0	0	0	699.00	.00	-699.00	100.0%*
2051713 58900 DUES	0	0	0	549.16	.00	-549.16	100.0%*
2051713 59998 PR YR SUR	0	2,976	2,976	.00	.00	2,976.07	.0%
TOTAL ELITE Business Program	0	2,976	2,976	33,548.07	38,546.38	-69,118.38	2422.5%
TOTAL REVENUES	0	0	0	-31,331.09	.00	31,331.09	
TOTAL EXPENSES	0	2,976	2,976	64,879.16	38,546.38	-100,449.47	
GRAND TOTAL	0	2,976	2,976	33,548.07	38,546.38	-69,118.38	2422.5%

\*\* END OF REPORT - Generated by Peg Brindisi \*\*