

EMERGENCY CARE PLAN FOR STUDENT

NAME: _____ GRADE/SCHOOL: _____

SYMPTOMS OF ANAPHYLAXIS:

- Chest tightness, shortness of breath, cough, wheezing, profuse runny nose
- Dizzy, faint, pale, blue, confused
- Tightness and/or itching in throat, difficulty swallowing, hoarseness, drooling
- Swelling of lips, tongue, throat
- Itchy mouth, itchy skin, hives
- Hives, itching (anywhere), swelling (eg face, eyes)
- Nausea, vomiting, diarrhea, crampy pain

Insert Picture if available

IF ALLERGEN LIKELY EATEN (OR STUDENT STUNG), FOLLOW THIS EPINEPHRINE PROTOCOL AT THE ONSET OF ANY OF THE ABOVE SYMPTOMS:

1. Administer Epi Auto-Injector: **circle one: (0.15mg 0.3mg)**
2. Have someone call 911 for ambulance, don't hang up, and stay with student
3. Administer Benadryl: **circle one 12.5mg 25mg 37.5mg 50mg other** _____
4. Have student lie down with feet above level of head until EMS arrives
5. Notify school and parent/guardian as soon as possible

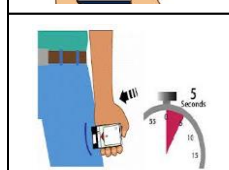
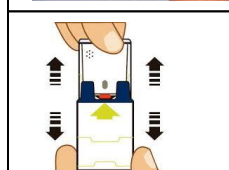
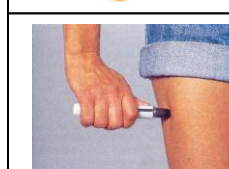
EPI AUTO-INJECTOR DIRECTIONS:

For EPIPEN and EPIPEN JR.:

1. Pull off blue activation cap.
2. Hold orange tip near outer thigh (always apply to thigh). Okay to inject through clothing.
3. Swing and jab firmly into outer thigh until Auto-Injector mechanism functions. Hold in place and count to 10; remove and massage 10 sec. Auto-Injector should then be removed and take to Emergency Room.

For Auvi-Q:

1. Follow verbal instructions.
2. Pull off red safety guard. Pull firmly to remove.
3. Place black end against middle of outer thigh (through clothing if needed.) Then press firmly and hold in place for 5 seconds.



EMERGENCY CONTACTS

1. Name:
Relation:
Phone:

2. Name:
Relation:
Phone:

EMERGENCY/PHYSICIAN CONTACTS

1. Name:
Relation:
Phone:

2. Name:
Relation:
Phone: