

TRUMBULL PUBLIC SCHOOLS
TRUMBULL, CONNECTICUT
Regular Meeting – October 9, 2018
Long Hill Administration Building
Lorraine R. Smith Assembly Room

The Trumbull Board of Education convened in the Auditorium in the Long Hill Administration Building for a Regular Meeting.

Members present:

L. Chory, Chairman
L. Timpanelli, Vice Chair
J. Norcel, Secretary
J. Donofrio
K. Fearon
M. Petitti
M. Ward

Executive Session

At 6:06 p.m. it was moved (Norcel) and seconded (Donofrio) to enter into Executive Session to discuss the Superintendent's Annual Evaluation. The Superintendent was invited to be a part of the discussion. Vote: Unanimous in favor. The Executive Session began at 6:07 p.m. By unanimous consent of Board members present, it was moved to come out of Executive Session at 7:00 p.m.

Agenda Item I—Call to Order

The meeting was called to order at 7:05 p.m.

Agenda Item II—Preliminary Business

- A. Salute to the Flag - The Public Session began with a salute to the Flag.
- B. Correspondence – The Board received the following correspondence: Sara Fowler and Nicole Grashow wrote with concerns with Madison bus #44; Tara Haye has a complaint concerning the senior class photo activity; Christine Lascano wrote concerning a lunch room incident at Tashua; Alexandra Cammarota had a question concerning classroom placement as a student observer; Beth Coley suggested that when THS is closed, buses should be made available to students who attend the Aquaculture School in Bridgeport, Connecticut. The Board also received invitations to the Model Congress fundraiser and the THSGEMB Fall Classic.
- C. Public Comments – There were no public comments this evening.
- D. Board Chairman Report – Mrs. Chory reported that she was a member on the CAFE Nominating Committee that met on Oct 2. The next BOE meeting has been rescheduled and will be held on Tuesday, October 30, 2018 at THS. If the auditorium repair is not completed, the meeting will be held at Madison MS.
- E. Superintendent Report – Dr. Cialfi reported on the following:
- The first series of SAT Prep Sessions for grade 11 students began last week sponsored by the Continuing Ed Department.

- The Barnum Festival rented McDougall Stadium in June, 2018, and donated \$1000 each to the THS Thespians and the THS Marching Band as a token of their appreciation.
- The Trumbull Health Department Inspector, Shaquaiasha Andrews, conducted a walk-through at THS on September 27, 2018 to inspect the cleanup work of JP Maguire to ensure that all health safety measures were being met.
- The Trumbull Rotary Club is preparing for their 30th annual Read Aloud to be held at all elementary schools and TECEC on October: 24, 25 and 26, 2018.
- Trumbull's Smarter Balanced Assessment scores continue to be ranked in the top 10 of all Connecticut public school districts.
- The THGEMB Fall Classic will be held on October 13, 2018 at Trumbull High School.

F. Teacher Representative Report – Mrs. Rubano reported on the following:

- At Daniels Farm Elementary: Stephanie Helminger was hired to be a second grade teacher; a big thanks to Diane Strever for her hours of volunteer support; and special education and ELL teachers have dedicated a shared learning space for students.
- At Middlebrook Elementary grade 3-5 students participated in the program, *Start with Hello*, an initiative started by Sandy Hook Promise.
- At THS: Stephanie Jalowiec is collaborating with teachers in the Social Studies Department to integrate reading into classes; Sue McKenna is collaborating with teachers to introduce primary source documents into Global Civ and U.S. History; the Senior Post Planning night was well-attended and the THS Ethics Bowl would like to thank the Board for its support of the new program.

Agenda Item III—Reports/Action Items

- A. Approval/Food Service Collective Bargaining Agreement – Mr. O’Keefe
Business Administrator Mr. Sean O’Keefe presented the Trumbull Food Service Collective Bargaining Unit Contract for the period of July 1, 2017 to June 30, 2020.

It was moved (Norcel) and seconded (Donofrio) to approve the Trumbull Food Service Collective Bargaining Unit Contract for the period of July 1, 2017 to June 30, 2020 as presented. Vote: Unanimous in favor.

- B. Approval/THS Model Congress Trip to Washington, D.C. – Ms. Katie Boland
Advisor Ms. Katie Boland is requesting approval for the Trumbull High School Model Congress Team to participate in the 2018 Princeton Model Congress Competition in Washington, D.C. Students participating in this trip will leave on Thursday, November 15, 2018 and return on Sunday, November 18, 2018 resulting in two days out of school. The cost is supported by the ACE Foundation and expenses are paid for by students/parents.

It was moved (Ward) and seconded (Timpanelli) to waive the 90 day time period required for approval; and approve the THS Model Congress Trip to Washington, D.C. as presented. Vote: Unanimous in favor.

- C. Approval/THS Model Congress Trip to Yale University - Ms. Katie Boland
Ms. Boland is requesting approval for the Trumbull High School Model Congress Team to participate in the 2018 Yale Model Congress Competition at Yale University in New Haven, Connecticut. Students participating in this trip will leave on the evening of Thursday,

November 29, 2018 and return on Sunday, December 2, 2018 resulting in one day out of school. The cost is supported by the ACE Foundation and expenses are paid for by students/parents.

It was moved (Ward) and seconded (Timpanelli) to waive the 90 day time period required for approval; and approve the THS Model Congress Trip to Yale University in New Haven, Connecticut as presented. Vote: Unanimous in favor.

- D. Approval/THSGEMB Band Trip to Newark, Delaware – Mr. Peter Horton
Mr. Peter Horton presented the THSGEMB trip to Newark, Delaware which is scheduled for October 19 through 21, 2018 for students to participate in the Bands of America Regional Band Competition. Funding for this trip is provided through parents and fundraising.
- E. Approval/THSGEMB Band Trip to Orlando, Florida – Mr. Peter Horton
Mr. Peter Horton presented the THSGEMB trip to Orlando, Florida is scheduled for December 28, 2018 through January 2, 2019 for students to participate in the Florida Citrus Bowl Parade and to perform in Disney World. Financing for this trip is provided through parents and fundraising.

It was moved (Fearon) and seconded (Timpanelli) to waive the 90 day time period required for approval of the two presented overnight field trips. Vote: Unanimous in favor.

It was moved (Norcel) and seconded (Timpanelli) to approve the two THSGEMB trips to Newark, Delaware and Orlando, Florida as presented. Vote: Unanimous in favor.

- F. Approval/Policy Committee Advisory Members for Term September 2018 to August 2020 – Mrs. Norcel, Mrs. Chory
The Board of Education announced via a press release dated July 20, 2018, and at its meeting on July 24, 2018, that it was seeking three (3) parents or guardians of Trumbull Public Schools students and two (2) community members, who must be Trumbull residents, to serve as advisory members of the Board Policy Committee. Accompanying information included a brief application with a submission deadline of August 3, 2018. A total of 27 applications were received. The following volunteers are recommended to the Board of Education to serve on the Policy Committee from September 1, 2018, through August 31, 2020.

Parents/Guardians

Michael Buswell, 94 Gray Rock Road
Jeffrey Mullins, 43 Lobsterback Road
JeTaya Ortiz, 4 Sutton Place

Community Members

Deborah Herbst, 11 Lynnbrook Road
Anthony Iannini, 9333 Avalon Gates

It was moved (Timpanelli) and seconded (Norcel) to approve the above selected volunteers to serve on the BOE Policy Committee from September 1, 2018 through August 31, 2020 as presented. Vote: Unanimous in favor.

- G. Approval/Minutes, Regular Meeting 9/11/2018
It was moved (Donofrio) and seconded (Norcel) to approve the minutes of the September 11, 2018 Board of Education meeting as presented. Vote: Unanimous in favor.

H. Personnel – Dr. Cialfi

Dr. Cialfi presented the following certified resignations:

Susan Littlefield, grade 4 teacher at Daniels Farm Elementary School since August 1997, retiring effective June 30, 2019.

Allison Roche, English teacher at Madison Middle School since August 1999, resigning effective June 30, 2019.

Glen Ullman, elementary strings teacher since November 2015, resigning effective August 29, 2018.

It was moved (Timpanelli) and seconded (Ward) to approve the three resignations as presented. Vote: Unanimous in favor.

Dr. Cialfi reported the following certified appointments as of August 27, 2018:

Fatima Selimovski, MA/4 (.4) English teacher at Madison Middle School

Stephanie Helminger, BA/4 grade 3 teacher at Daniels Farm Elementary School

Dr. Cialfi reported the following certified appointment as of September 17, 2018:

Karyn Jacovino, MA/14 art teacher at Middlebrook Elementary School

The Board unanimously accepted the above appointments.

I. Approval/Curriculum Guides – Dr. Budd

Dr. Budd presented the following curriculum guides for full Board approval that were reviewed at the September 21, 2018 Curriculum Committee:

1. Grade 6 Integrated Literacy Curriculum Guide
2. Grade 7 Integrated Literacy Curriculum Guide
3. Spanish Conversation & Culture III Curriculum Guide
4. Advanced Placement Italian Language & Culture Curriculum Guide

It was moved (Petitti) and seconded (Timpanelli) to approve the above curriculum guides as presented. Vote: Unanimous in favor.

Approval/New Course Text Proposals – Dr. Budd

Dr. Budd presented the following new course text proposals for full Board approval that were reviewed at the September 21, 2018 Curriculum Committee:

5. *American Catch: The Fight for Our Local Seafood* (Core: Advanced Placement Environmental Science)
6. *The Perks of Being a Wallflower* (Supplemental: English 10)

It was moved (Petitti) and seconded (Timpanelli) to approve the above new course text proposals as presented. Vote: Unanimous in favor.

J. 2018 Smarter Balanced Assessment and SAT Results – Dr. Budd

Dr. Budd gave a presentation on the May, 2018 Smarter Balanced Assessment and SAT results in literacy and mathematics for Trumbull students. This analysis provides important evidence to

the District in terms of curriculum, instruction and assessment. The statistics presented prove that Trumbull students continue to grow and have improved performance compared to the State of Connecticut as a whole.

K. Approval/2017-2018 Annual Report to the First Selectman – Dr. Cialfi

Dr. Cialfi presented the 2017-2018 Annual Report to the Board of Education prior to submitting to the First Selectman. The Superintendent's goal each year is to ensure that all children from pre-school to grade 12 make progress academically and socially. The report highlighted district growth and accomplishments achieved in student performance and operational areas.

It was moved (Donofrio) and seconded (Timpanelli) to approve the 2017-2018 Annual Report to the First Selectman as presented. Vote: Unanimous in favor.

Adjournment

Board Members gave unanimous consent to adjourn the Public Session at 8:20 p.m.



Trumbull Public Schools
Board of Education
October 9, 2018

2018 Smarter Balanced & SAT Results: An Analysis

Jonathan S. Budd, Ph.D.
Assistant Superintendent of Curriculum, Instruction, & Assessments

The Legitimate Uses of Standardized Assessment Data

- Standardized assessment data provide pieces of snapshot evidence valuable to the District in terms of curriculum, instruction, and assessment, particularly in relation to the Connecticut Core Standards to which the assessments are aligned.

Essential Caveat

- Standardized assessment data cannot and do not paint a full picture of student performance for a variety of reasons, including:
 - that all tests contain measurement error; and
 - that standardized tests cannot capture the complexity of teaching and learning in a rich environment.

TPS: Students Meeting or Exceeding Goal

Grade 3 Literacy	77%
Grade 3 Mathematics	81%
Grade 4 Literacy	79%
Grade 4 Mathematics	78%
Grade 5 Literacy	87%
Grade 5 Mathematics	76%
Grade 6 Literacy	81%
Grade 6 Mathematics	77%
Grade 7 Literacy	79%
Grade 7 Mathematics	74%
Grade 8 Literacy	82%
Grade 8 Mathematics*	73%
Grade 11 Literacy	82%
Grade 11 Mathematics	66%

** all Districts' data currently being re-evaluated by CSDE*

Key SB Takeaways

1. Trumbull continues to have robust student testing participation.

TPS: Robust Student Testing Participation

Grade	% of students tested
3	99.5%
4	99.4%
5	99.5%
6	99.3%
7	99.1%
8	97.9%

Key SB Takeaways

1. Trumbull continues to have robust student testing participation.
2. Trumbull continues to have superior performance compared to the State of Connecticut as a whole.

TPS: Superior Performance Compared to State of CT

Grade & Subject	Differential between TPS & State of CT
Grade 3 Literacy	+ 24.0%
Grade 3 Mathematics	+ 27.6%
Grade 4 Literacy	+ 24.4%
Grade 4 Mathematics	+ 26.8%
Grade 5 Literacy	+ 29.0%
Grade 5 Mathematics	+ 31.3%
Grade 6 Literacy	+ 26.7%
Grade 6 Mathematics	+ 32.6%
Grade 7 Literacy	+ 24.1%
Grade 7 Mathematics	+ 29.6%
Grade 8 Literacy	+ 25.4%
Grade 8 Mathematics	+ 30.4%

Key SB Takeaways

1. Trumbull continues to have robust student testing participation.
2. Trumbull continues to have superior performance compared to the State of Connecticut as a whole.
3. Trumbull continues to be in the top tier of Connecticut districts.

TPS: Continued Top Tier in CT

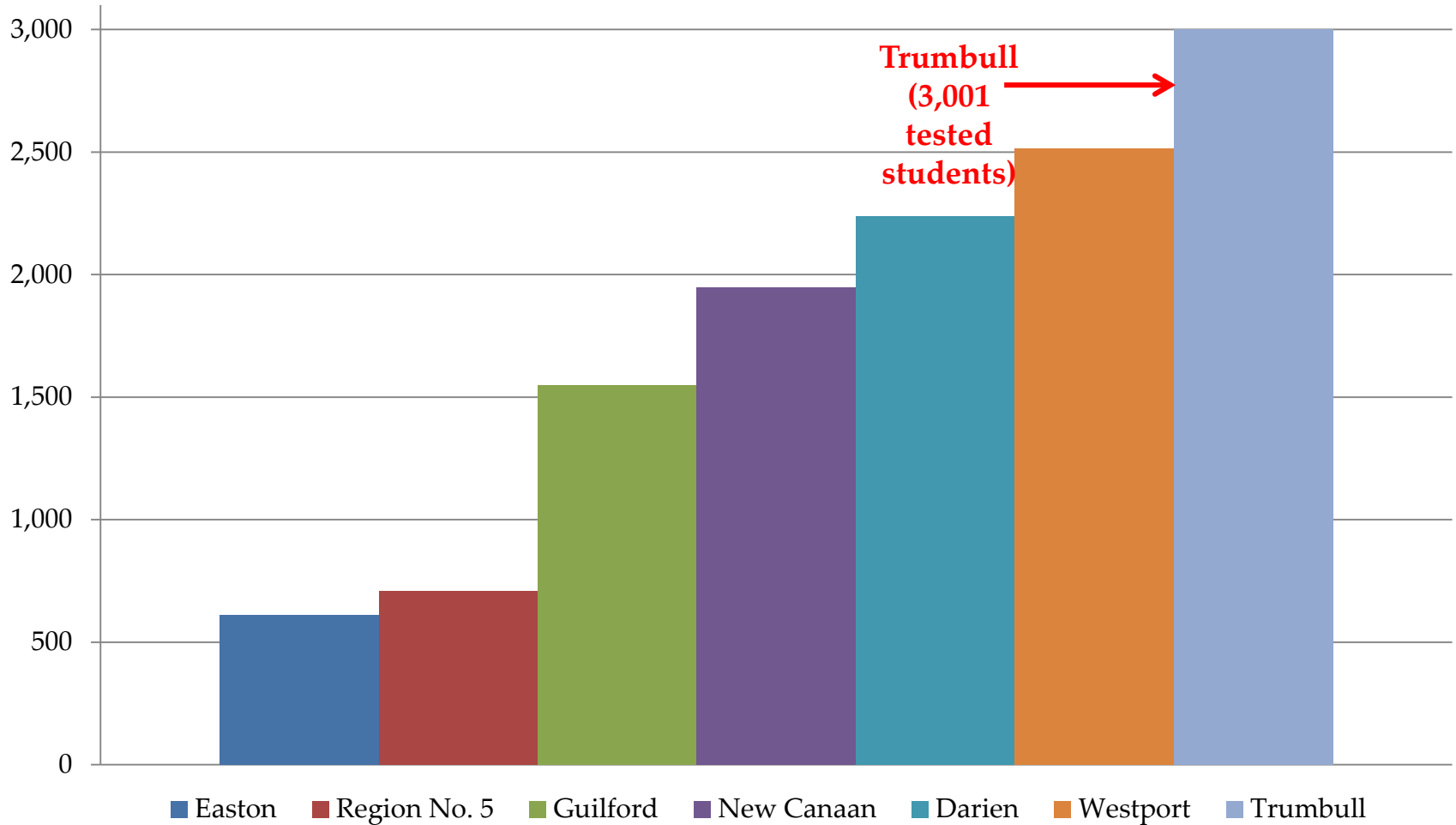
- ELA/Literacy, Grades 3-8 inclusive:
 - 10th of 169 CT Districts
- Mathematics, Grades 3-8 inclusive:
 - 7th of 169 CT Districts

Districts in Top 10 on Both Tests

- Darien
- Easton
- Guilford
- New Canaan
- Region No. 5 (grades 7-8 only)
- Trumbull
- Westport

Tested Student Population, 2018

Districts in Top 10 on Both Tests



Districts in Top 10 on Either Test

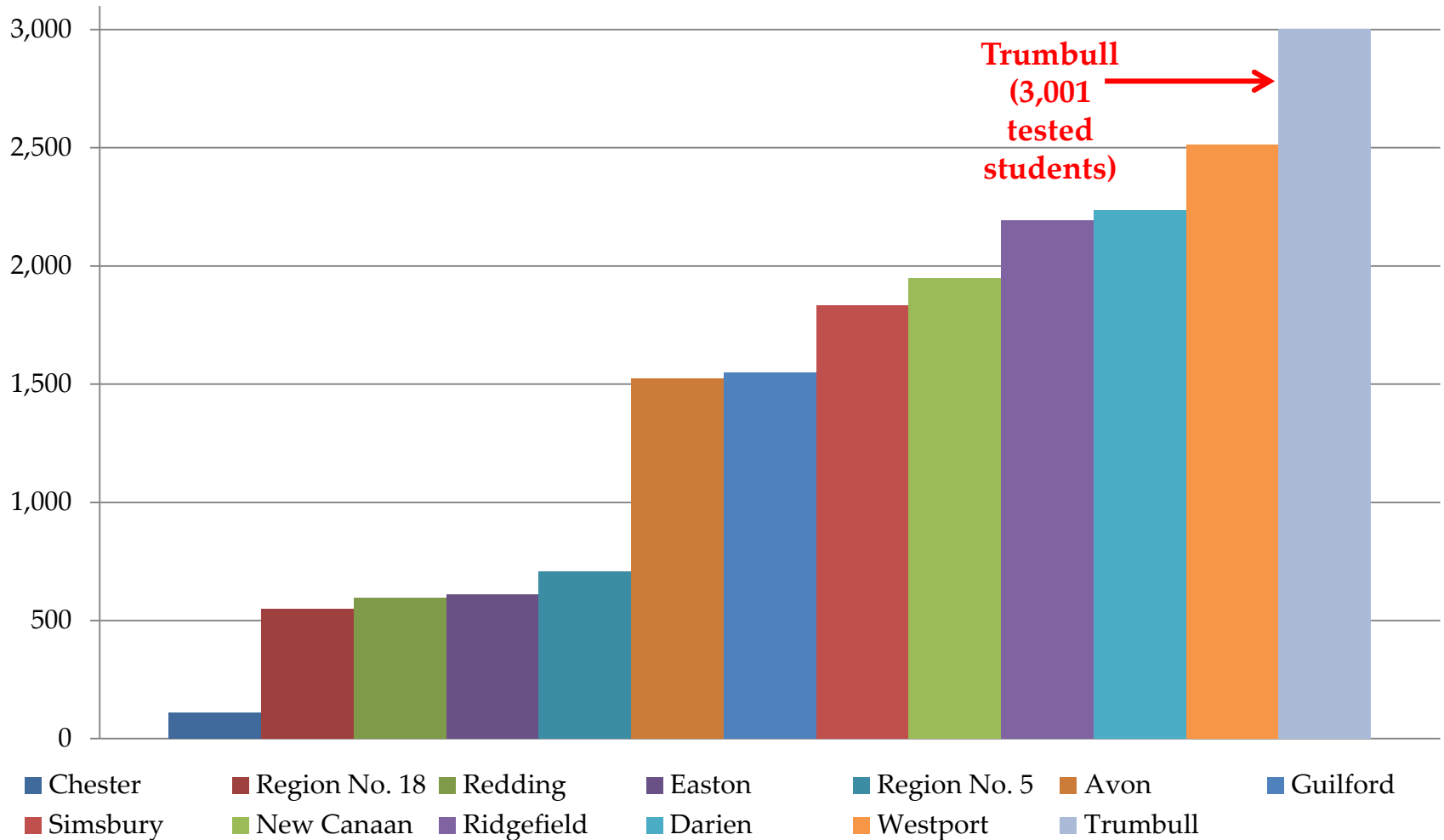
Both Tests

- Darien
- Easton
- Guilford
- New Canaan
- Region No. 5
- Trumbull
- Westport

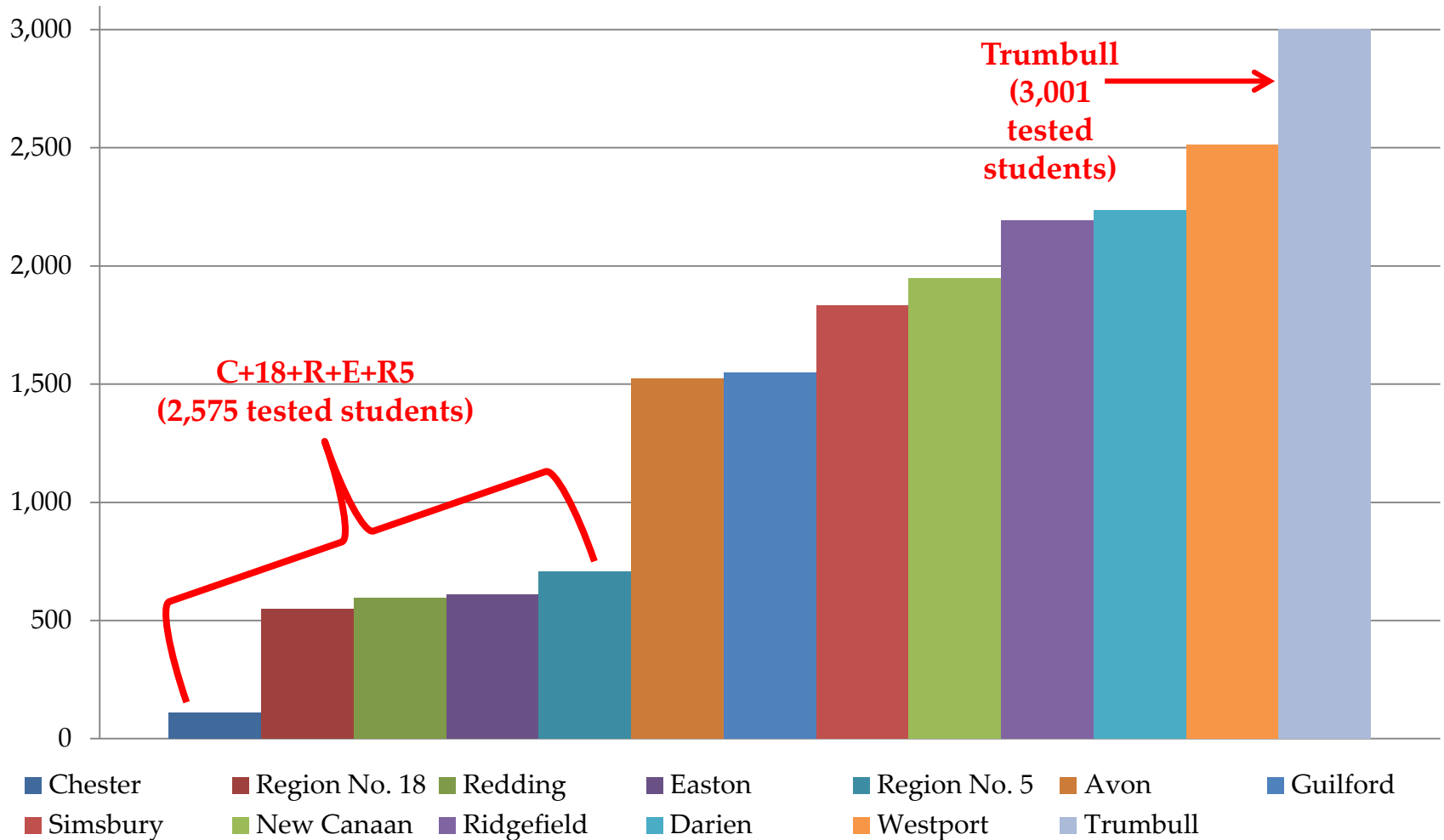
One Test Only

- Avon
- Chester
- Redding
- Region No. 18
- Ridgefield
- Simsbury

TPS: Largest District in Top Tier



TPS: Largest District in Top Tier



Key SB Takeaways

1. Trumbull continues to have robust student testing participation.
2. Trumbull continues to have superior performance compared to the State of Connecticut as a whole.
3. Trumbull continues to be in the top tier of Connecticut districts.
4. Trumbull is, by far, the largest district in the top tier of Connecticut districts.

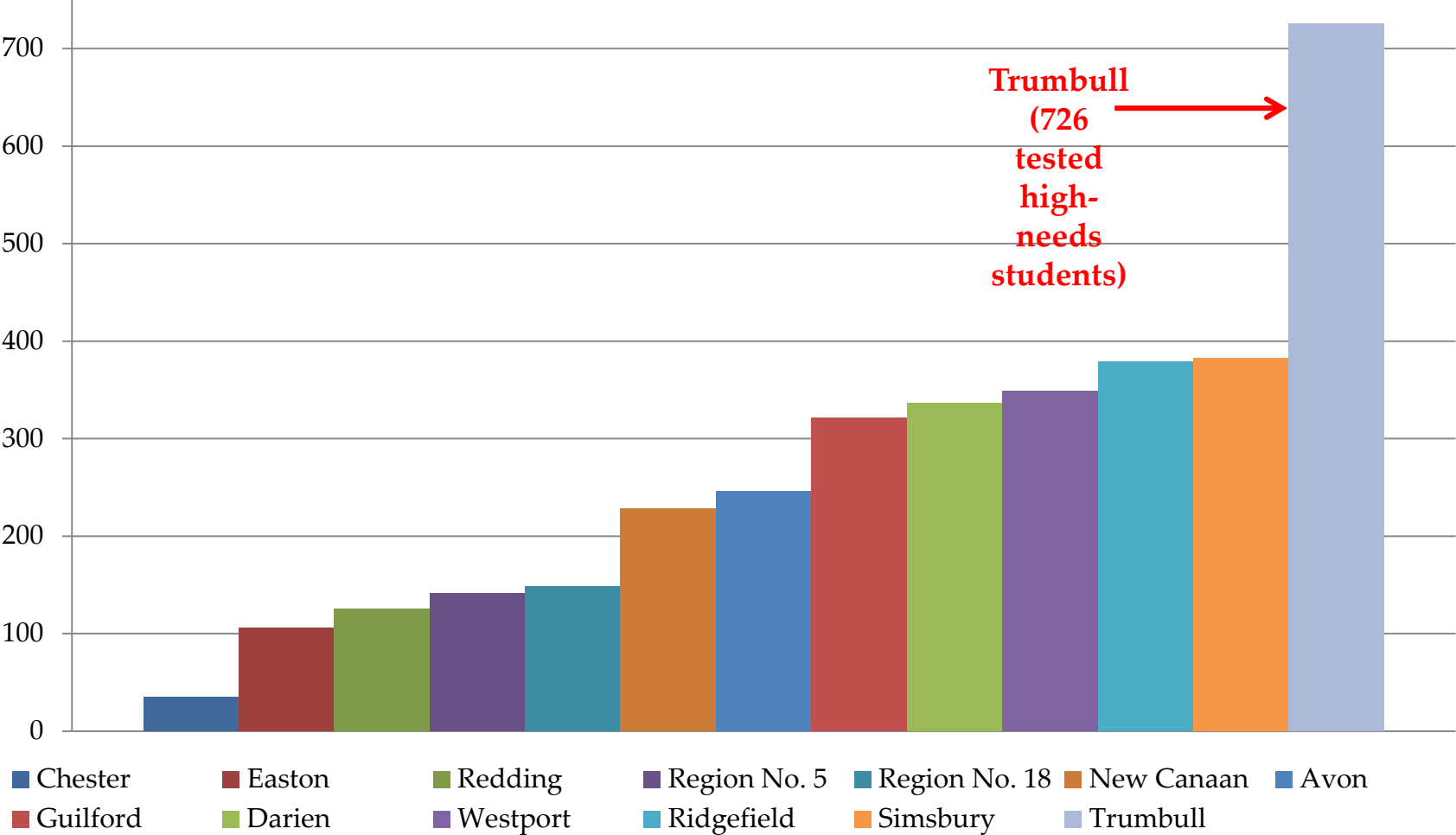
Key SB Takeaways

1. Trumbull continues to have robust student testing participation.
2. Trumbull continues to have superior performance compared to the State of Connecticut as a whole.
3. Trumbull continues to be in the top tier of Connecticut districts.
4. Trumbull is, by far, the largest district in the top tier of Connecticut districts.
5. Trumbull's superior performance extends to "high-needs" students.

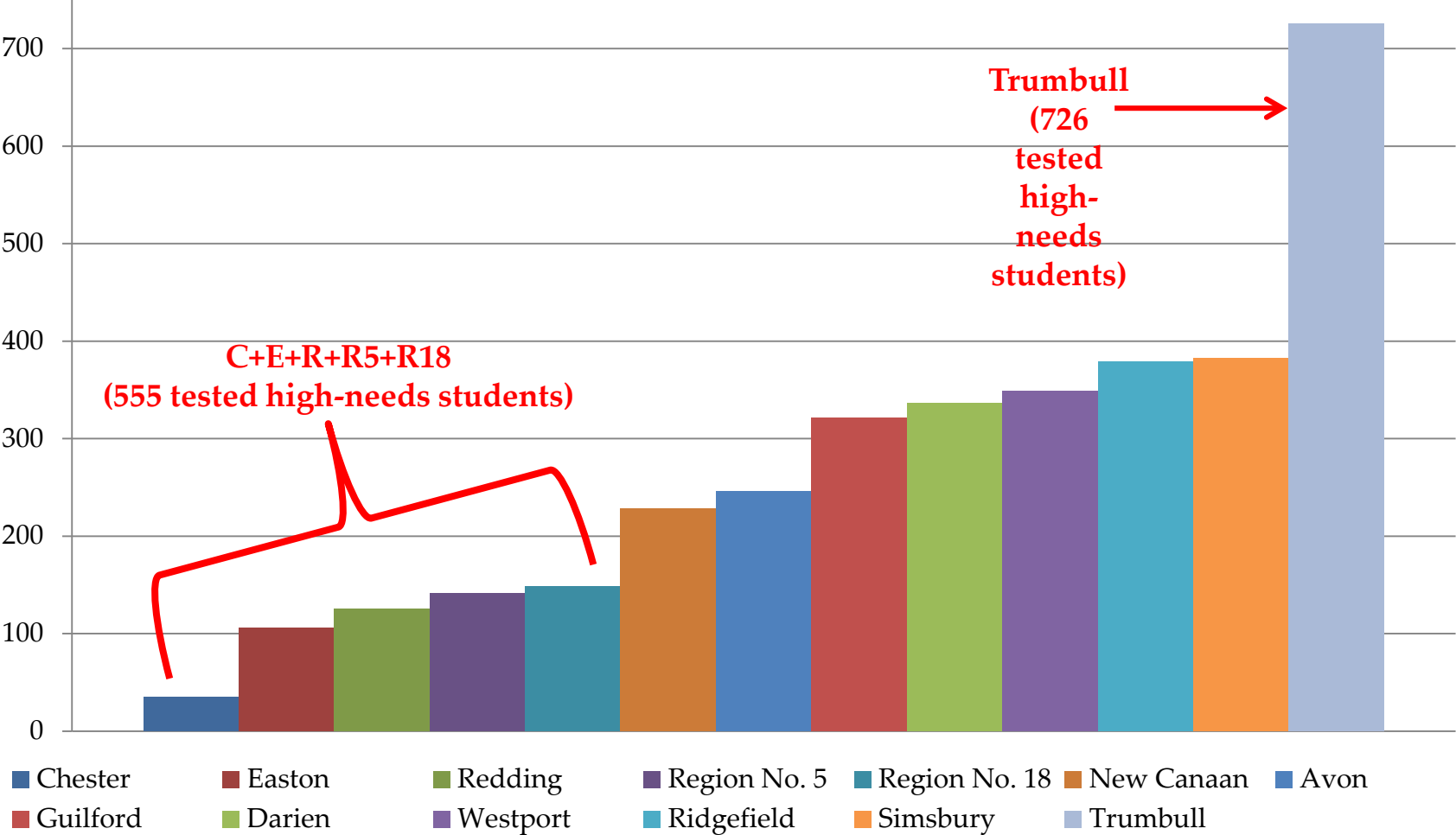
“High-Needs” Students

- Special Education Students +
- English Language Learners +
- Students Receiving Free or Reduced Lunch

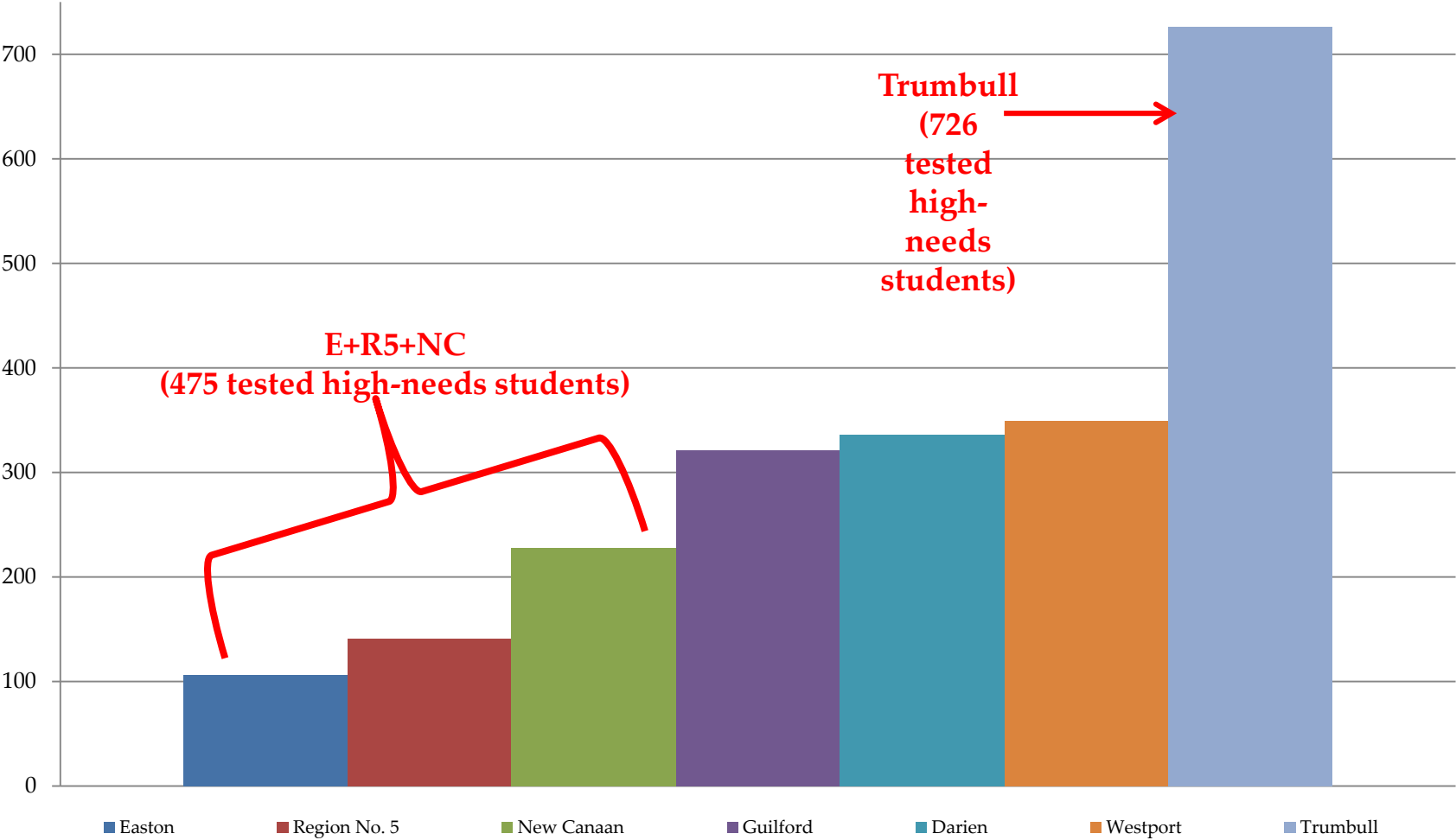
TPS: Largest “High-Needs” in Top Tier



TPS: Largest “High-Needs” in Top Tier



TPS: Largest “High-Needs” in Top Tier





Key SB Takeaways


1. Trumbull continues to have robust student testing participation.
2. Trumbull continues to have superior performance compared to the State of Connecticut as a whole.
3. Trumbull continues to be in the top tier of Connecticut districts.
4. Trumbull is, by far, the largest district in the top tier of Connecticut districts.
5. Trumbull's superior performance extends to "high-needs" students.
6. Trumbull's students continue to grow *from one year to the next*.

Rough Cohort Growth, ELA 2014-15 to 2017-18

Grade	2014-15 ELA Average Vertical Scale Score	2015-16 ELA Average Vertical Scale Score	2016-17 ELA Average Vertical Scale Score	2017-18 ELA Average Vertical Scale Score
3	2490			
4				
5				
6				
7				
8				


Rough Cohort Growth, ELA 2014-15 to 2017-18

Grade	2014-15 ELA Average Vertical Scale Score	2015-16 ELA Average Vertical Scale Score	2016-17 ELA Average Vertical Scale Score	2017-18 ELA Average Vertical Scale Score
3	2490			
4		2550		
5				
6				
7				
8				



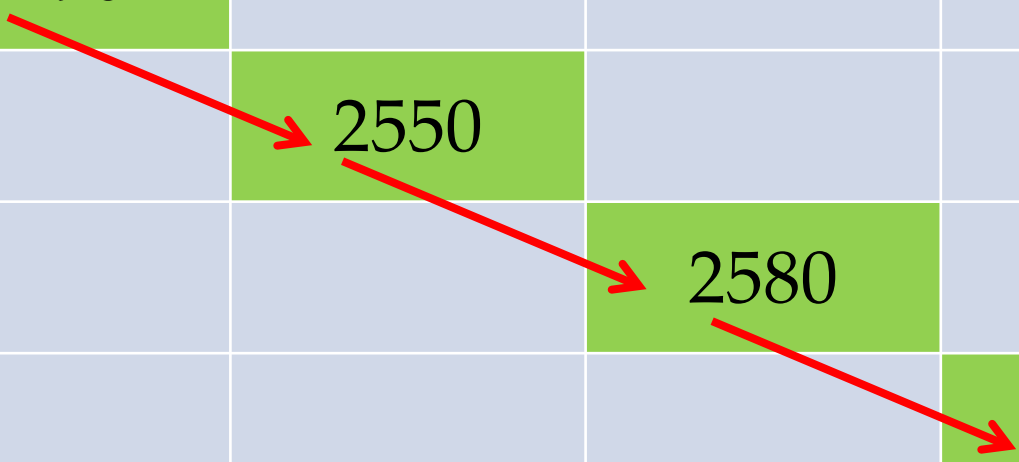
Rough Cohort Growth, ELA 2014-15 to 2017-18

Grade	2014-15 ELA Average Vertical Scale Score	2015-16 ELA Average Vertical Scale Score	2016-17 ELA Average Vertical Scale Score	2017-18 ELA Average Vertical Scale Score
3	2490			
4		2550		
5			2580	
6				
7				
8				



Rough Cohort Growth, ELA 2014-15 to 2017-18

Grade	2014-15 ELA Average Vertical Scale Score	2015-16 ELA Average Vertical Scale Score	2016-17 ELA Average Vertical Scale Score	2017-18 ELA Average Vertical Scale Score
3	2490			
4		2550		
5			2580	
6				2597
7				
8				



Rough Cohort Growth, ELA 2014-15 to 2017-18

Grade	2014-15 ELA Average Vertical Scale Score	2015-16 ELA Average Vertical Scale Score	2016-17 ELA Average Vertical Scale Score	2017-18 ELA Average Vertical Scale Score
3	2490			
4	2524	2550		
5	2561	2575	2580	
6	2558	2600	2595	2597
7	2579	2621	2627	2617
8		2639	2638	2642

Rough Cohort Growth, Math 2014-15 to 2017-18

Grade	2014-15 Math Average Vertical Scale Score	2015-16 Math Average Vertical Scale Score	2016-17 Math Average Vertical Scale Score	2017-18 Math Average Vertical Scale Score
3	2484			
4	2515	2539		
5	2538	2558	2573	
6	2566	2602	2606	2602
7	2560	2614	2619	2619
8		2640	2647	2650

Key SB Takeaways

1. Trumbull continues to have robust student testing participation.
2. Trumbull continues to have superior performance compared to the State of Connecticut as a whole.
3. Trumbull continues to be in the top tier of Connecticut districts.
4. Trumbull is, by far, the largest district in the top tier of Connecticut districts.
5. Trumbull's superior performance extends to "high-needs" students.
6. Trumbull's students continue to grow *from one year to the next*.

Comparing SB & SAT

	Smarter Balanced	CT SAT School Day
Connection to Curriculum	Directly aligned to Connecticut Core Standards, and thus TPS curriculum	Indirectly aligned to Connecticut Core Standards, and thus TPS curriculum
Sources of Student Preparation	Curriculum-based learning	Curriculum-based learning + Out-of-school preparation

Key SAT Takeaways

1. Trumbull continues to have robust student testing participation.
 - 97.9% of Grade 11 students participated

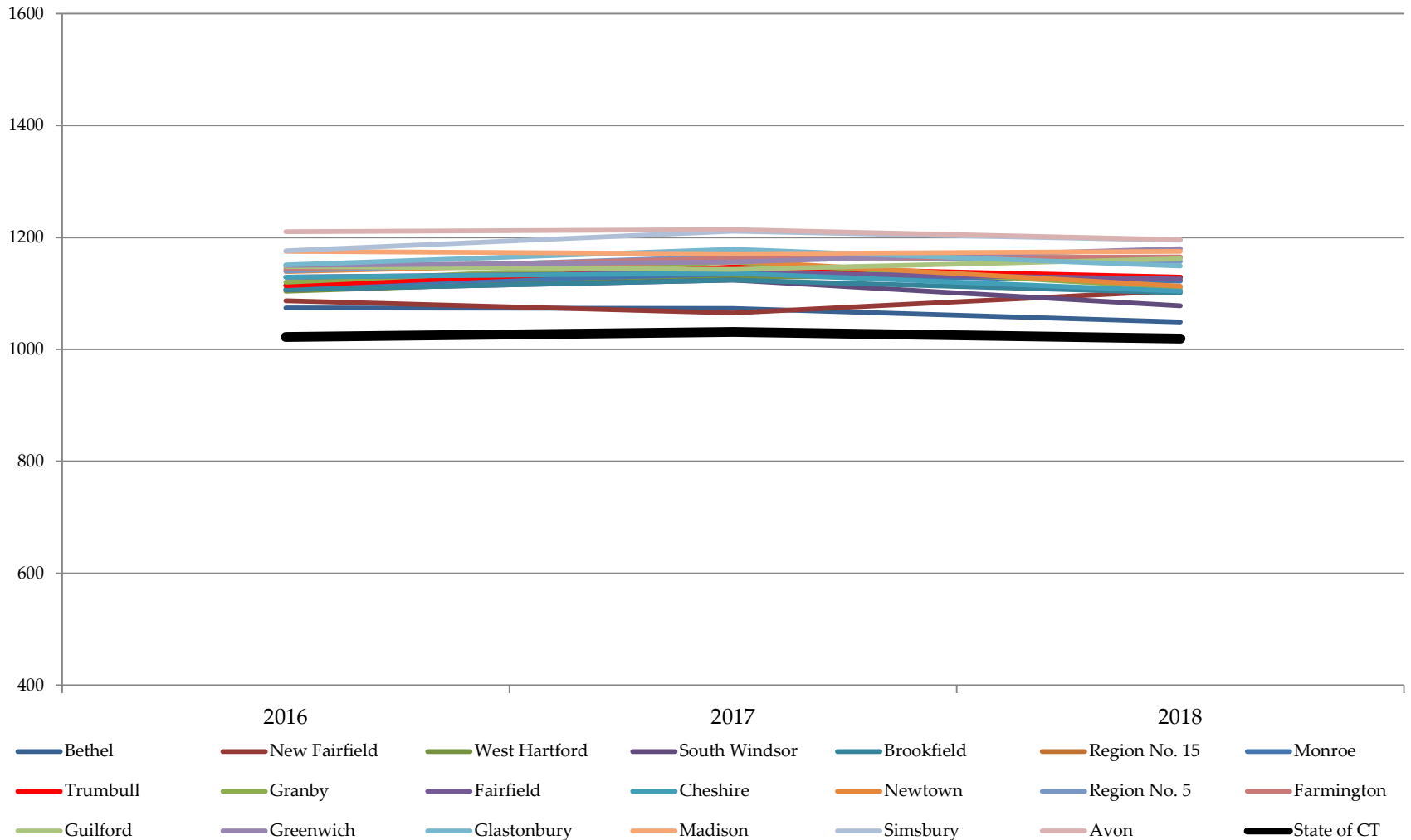
Key SAT Takeaways

2. Trumbull continues to have superior performance compared to the State of Connecticut as a whole.
 - Grade 11 Literacy: + 19.2%
 - Grade 11 Mathematics: + 25.9%

Key SAT Takeaways

3. Trumbull continues to be in the top tier of Connecticut districts.
 - Grade 11 Literacy: 12 of 20 in DRG B
 - Grade 11 Mathematics: 9 of 20 in DRG B

SAT School Day 2018 Overall Achievement & Growth, DRG B



Related to TPS Superior Performance

- Sustained curriculum development & professional development
- Classroom walkthroughs
- Focused cadre sessions
- Enhanced instructional coaching of classroom teachers
- Enhanced support for all learners

**Exceptional Student Achievement
+
Exceptional Student Growth =**

